

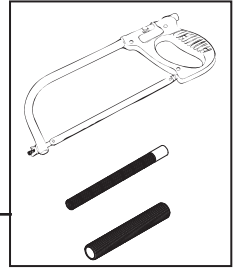
# INSTALL INSTRUCTIONS FOR: BASIC II Shower Trim

## GENERAL CHARACTERISTICS

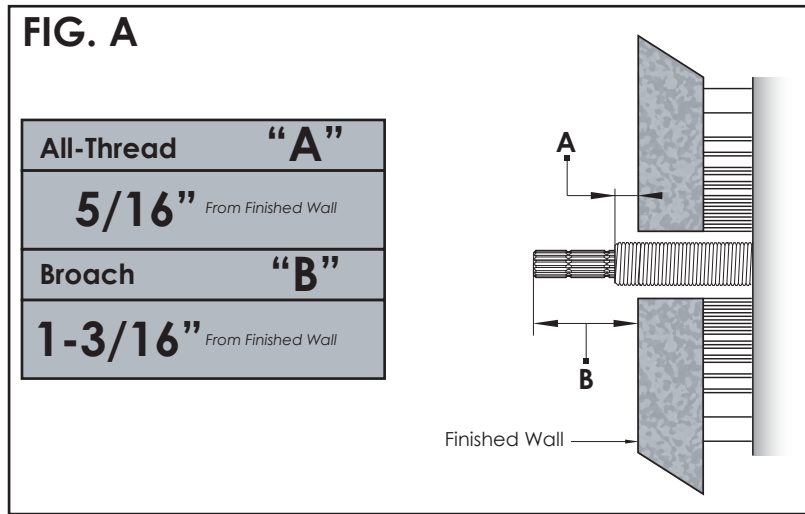
- WE RECOMMEND THAT ALL PLUMBING PRODUCTS BE INSTALLED BY A LICENSED PROFESSIONAL

**IMPORTANT:** Thoroughly read instructions before installation.

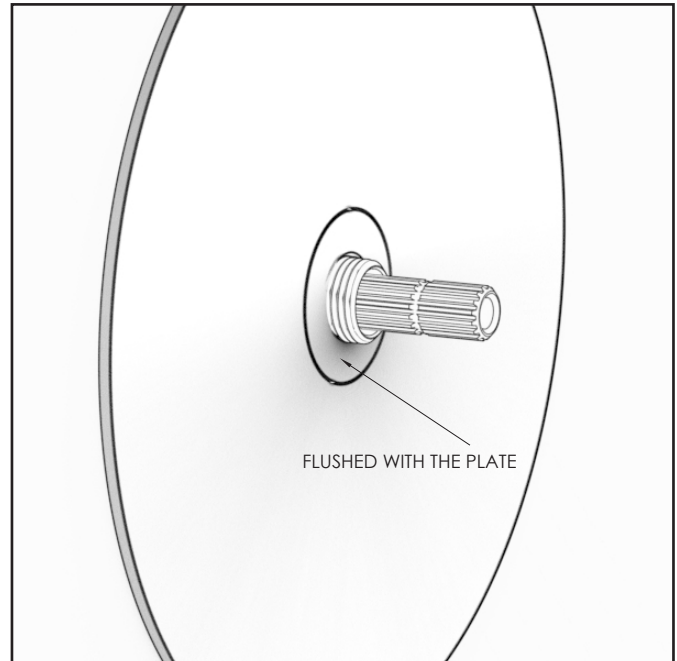
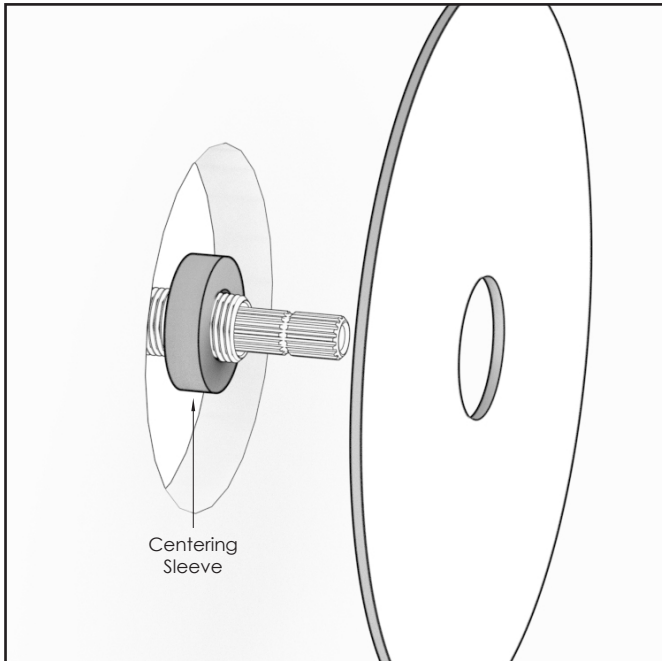
**OPTIONAL**  
Cut if necessary



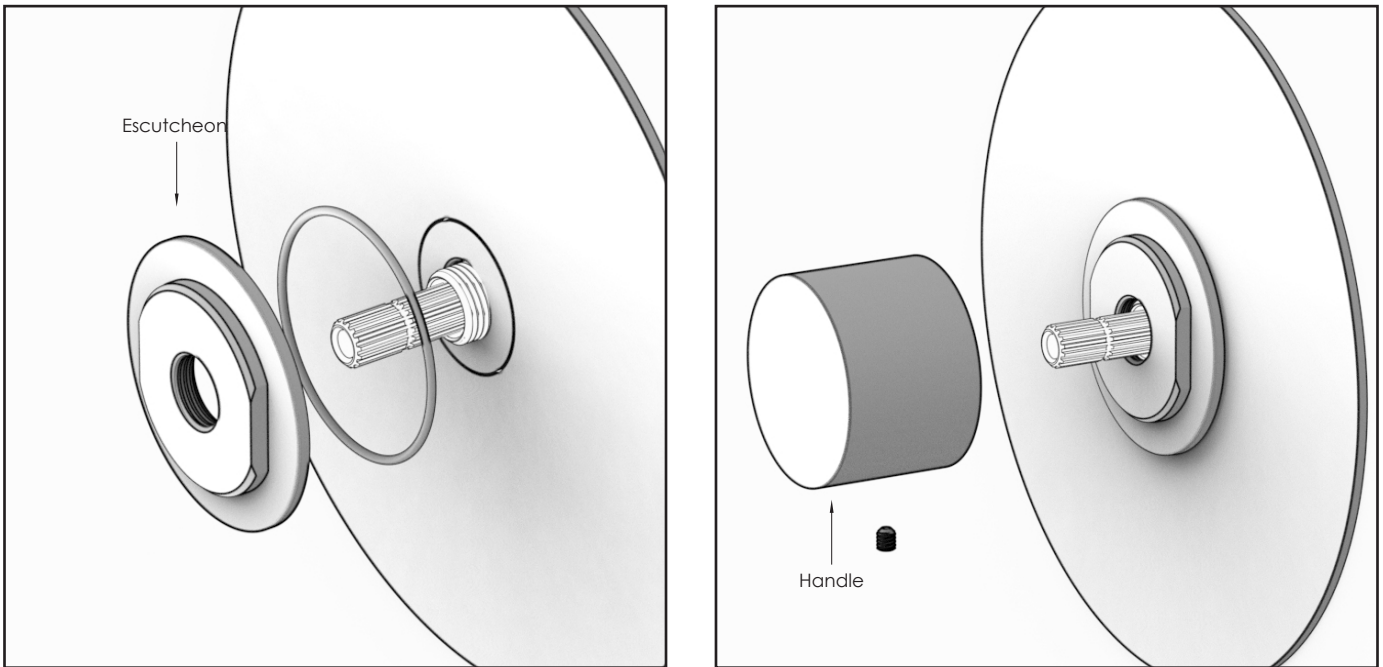
(1) For **All Thread and Broach** length see diagram below ( **FIG. A** ).



(2) Once rough-ins have been determined, Insert the **Centering Sleeve** then followed by the trim plate.  
(Ensure Centering sleeve is flushed with the plate as seen below.)



**(3)** Follow by inserting the **escutcheon (w/ O-ring)**. Once escutcheon is secure you can now insert the **handle to broach**. (See image below)



**(4)** You can now tighten the handle using the set screw provided. ( See image below)



# LIMITED WARRANTY

PHYLIRICH®

Defining Luxury Since 1959

This Limited Warranty is expressly in lieu of any other warranties, expressed or implied, arising by law or otherwise, including without limitation, any implied warranty of merchantability or fitness for a particular purpose. This Limited Warranty may not be altered, varied, or extended, except by a written instrument executed by Phylrich. The remedy or repair or replacement as provided under this Limited Warranty is exclusive. In no event shall the manufacturer be liable for any consequential or incidental damages to any person, whether or not occasioned by negligence of Phylrich, including without limitation damages for loss of use, costs of property damage or other monetary loss.

Some states do not allow the exclusion or limitation of incidental or consequential damages or limitations on how long an implied warranty lasts, so the above limitations or exclusions may not apply. This warranty gives you specific legal rights and you may also have other rights which vary from state to state.

This warranty covers product installed in the United States and Canada.

Several types of limited warranties are applicable to decorative plumbing and hardware products as follows.

**Mechanical Warranty:** This warranty covers the ability of the product to function properly under normal conditions. Our products are warranted to the original purchaser to be free of defects in material and workmanship for a period of 10 years from the date of purchase.

Because plumbing valves have several mechanical differences due to the function i.e. faucet valves vs. thermostatic shower valves, the following valve warranties are established:

Ceramic disc valves are warranted for life as long as the original purchaser owns the house in which they are installed.

Other types of valves, to include thermostatic and balance pressure shower valves, etc. are warranted for one year from the date of purchase.

**Finish Warranty:** Because certain metal finishes are more durable than others and certain applications require more durability, 4 finish warranties have been established:

- Certain metal finishes such as antique brass, satin nickel and satin brass are coated with an organic clear coating. These coated types of finishes are warranted for 10 years from the date of shipment to the original purchaser.
- Finishes with harder surfaces such as polished chrome, Physical Vapor Deposition (PVD) finishes and powder coated finishes are warranted as long as the original purchaser owns the home.
- The so called "living finishes" are not warranted. These finishes have no protective coating and thus are designed to change with age and use.
- Finishes on Drains: Because of the use and abuse of the metal surface that occurs on sink and bath drains with soap and cleaning solutions, only drains in the "B" category above warranted. This warranty is for one year from the date of purchase. Drains in the above A and C categories are not warranted.

The warranties described above are specific rights, but there may be other rights which vary from state to state.

If you have a problem with one of our products, here is what is covered and how you should proceed:

First of all, consult the dealer from whom you purchased the product. Please provide proof of purchase in the form of an original invoice or receipt. If the dealer is an authorized Phylrich dealer, he will review the problem and contact the Phylrich customer service department on your behalf. If you cannot contact your dealer, please e-mail our customer service at [customer.service@phylrich.com](mailto:customer.service@phylrich.com) and describe the problem along with your contact information.

The Phylrich Warranty does not assume liability for charges such as labor, freight, removal and reinstallation or injuries resulting from a defective product. Phylrich will repair or replace defective parts after it has been established that the product is defective and that the parts are covered by this warranty. Phylrich reserves the right to determine whether to repair or replace the product under consideration.

Phylrich products must be installed in accordance with the instructions provided with the product. Make sure your installer flushes out all debris such as solder before final assembly. Plumber's putty should not be used on any decorative surface as it could harm the finish and void the warranty.

For proper maintenance do not use any abrasive cleaners, strong cleaning solutions or polishing compounds. Usually a soft damp cloth will suffice. Non-abrasive waxes can also be used.