

Slim 32" Channel Drain "S" Grate

Model #: 6208-32-

FEATURES:

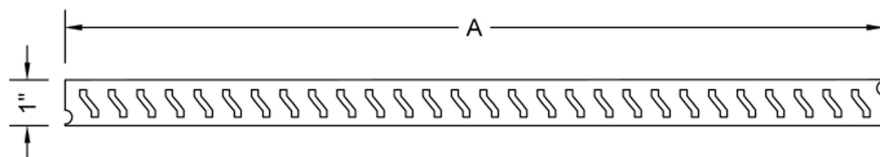
- 1" wide sleek design grate
- 304 stainless steel construction
- Nominal size: 32"
- JACLO slim channel drain body sold separately P/N 83232
- Key included to remove grate for easy cleaning
- Stackable plastic feet included for easy installation



AVAILABLE FINISHES:

Polished Stainless (PSS) Brushed Stainless (BSS)

SPECIFICATION DRAWING:



JACLO SLIM "S" GRATE ONLY		
PART. #	DESCRIPTION	A
6208-32-XXX	32" SLIM "S" GRATE	32"
6208-36-XXX	36" SLIM "S" GRATE	36"
6208-42-XXX	42" SLIM "S" GRATE	42"
6208-48-XXX	48" SLIM "S" GRATE	48"
6208-60-XXX	60" SLIM "S" GRATE	60"

COMPLIANCES:

Complies with: ASME A112.18.2-2015/CSA B125.2-15

Slim 36" Channel Drain "S" Grate

Model #: 6208-36-

FEATURES:

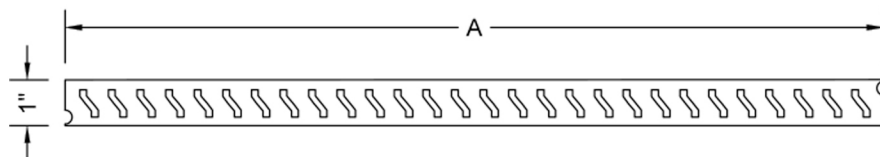
- 1" wide sleek design grate
- 304 stainless steel construction
- Nominal size: 36"
- JACLO slim channel drain body sold separately P/N 83236
- Key included to remove grate for easy cleaning
- Stackable plastic feet included for easy installation



AVAILABLE FINISHES:

Polished Stainless (PSS) Brushed Stainless (BSS)

SPECIFICATION DRAWING:



JACLO SLIM "S" GRATE ONLY		
PART. #	DESCRIPTION	A
6208-32-XXX	32" SLIM "S" GRATE	32"
6208-36-XXX	36" SLIM "S" GRATE	36"
6208-42-XXX	42" SLIM "S" GRATE	42"
6208-48-XXX	48" SLIM "S" GRATE	48"
6208-60-XXX	60" SLIM "S" GRATE	60"

COMPLIANCES:

Complies with: ASME A112.18.2-2015/CSA B125.2-15

Slim 42" Channel Drain "S" Grate

Model #: 6208-42-

FEATURES:

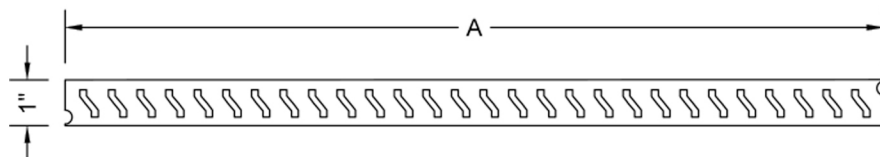
- 1" wide sleek design grate
- 304 stainless steel construction
- Nominal size: 42"
- JACLO slim channel drain body sold separately P/N 83242
- Key included to remove grate for easy cleaning
- Stackable plastic feet included for easy installation



AVAILABLE FINISHES:

Polished Stainless (PSS) Brushed Stainless (BSS)

SPECIFICATION DRAWING:



JACLO SLIM "S" GRATE ONLY		
PART. #	DESCRIPTION	A
6208-32-XXX	32" SLIM "S" GRATE	32"
6208-36-XXX	36" SLIM "S" GRATE	36"
6208-42-XXX	42" SLIM "S" GRATE	42"
6208-48-XXX	48" SLIM "S" GRATE	48"
6208-60-XXX	60" SLIM "S" GRATE	60"

COMPLIANCES:

Complies with: ASME A112.18.2-2015/CSA B125.2-15

Slim 48" Channel Drain "S" Grate

Model #: 6208-48-

FEATURES:

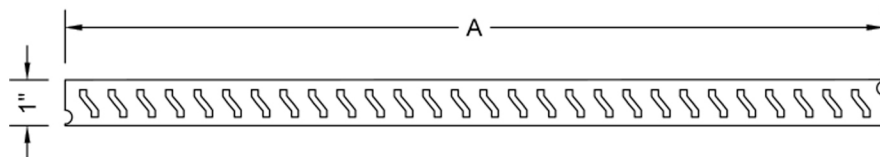
- 1" wide sleek design grate
- 304 stainless steel construction
- Nominal size: 48"
- JACLO slim channel drain body sold separately P/N 83248
- Key included to remove grate for easy cleaning
- Stackable plastic feet included for easy installation



AVAILABLE FINISHES:

Polished Stainless (PSS) Brushed Stainless (BSS)

SPECIFICATION DRAWING:



JACLO SLIM "S" GRATE ONLY		
PART. #	DESCRIPTION	A
6208-32-XXX	32" SLIM "S" GRATE	32"
6208-36-XXX	36" SLIM "S" GRATE	36"
6208-42-XXX	42" SLIM "S" GRATE	42"
6208-48-XXX	48" SLIM "S" GRATE	48"
6208-60-XXX	60" SLIM "S" GRATE	60"

COMPLIANCES:

Complies with: ASME A112.18.2-2015/CSA B125.2-15

Slim 60" Channel Drain "S" Grate

Model #: 6208-60-

FEATURES:

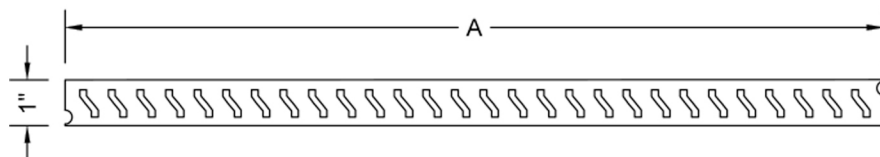
- 1" wide sleek design grate
- 304 stainless steel construction
- Nominal size: 60"
- JACLO slim channel drain body sold separately P/N 83260
- Key included to remove grate for easy cleaning
- Stackable plastic feet included for easy installation



AVAILABLE FINISHES:

Polished Stainless (PSS) Brushed Stainless (BSS)

SPECIFICATION DRAWING:



JACLO SLIM "S" GRATE ONLY		
PART. #	DESCRIPTION	A
6208-32-XXX	32" SLIM "S" GRATE	32"
6208-36-XXX	36" SLIM "S" GRATE	36"
6208-42-XXX	42" SLIM "S" GRATE	42"
6208-48-XXX	48" SLIM "S" GRATE	48"
6208-60-XXX	60" SLIM "S" GRATE	60"

COMPLIANCES:

Complies with: ASME A112.18.2-2015/CSA B125.2-15