

## Aquia® Wall-Hung Dual-Flush Toilet, 1.6GPF & 0.9GPF

### FEATURES

- Dual-Max® flushing system, low consumption (1.6GPF/6.0LPF & 0.9GPF/3.4LPF)
- Optional CeFiONtect™ ceramic glaze - prevents debris, mold from sticking to ceramic surfaces, leading to fewer chemicals and less water in cleaning.
- Universal Height
- Wall-hung toilet can be paired with TOTO in-wall tank system as well as others

### MODELS

- CT418FG#01 - with CeFiONtect
- CT418F#01 - without CeFiONtect
- SS204 SoftClose® seat (sold separately)
- SS114 SoftClose® seat (sold separately)
- SC134 commercial seat (sold separately)
- SC534 commercial seat (sold separately)
- WT151M In-wall tank system (pex pipe) (sold separately)
- WT152M In-wall tank system (copper pipe) (sold separately)

### COLORS/FINISHES

- Standard #01 Cotton

### PRODUCT SPECIFICATION

This universal height, low consumption Dual-Max flushing system toilet shall be 1.6GPF & 0.9GPF. Toilet shall have optional CeFiONtect ceramic glaze. Toilet shall be mounted to in-wall tank system, elongated front bowl and wall-mounted push-button type trip lever. Toilet shall be TOTO Model CT418F(G)#01.



### CODES/STANDARDS

- Meets or exceeds ASME A112.19.2/CSA B45.1, ASME A112.19.14
- Certifications: IAPMO (cUPC), EPA Watersense, State of Massachusetts, City of Los Angeles, and others
- Code compliance: UPC, IPC, NSPC, NPC Canada, and others
- Legislative compliance: California AB715, California Green Building Code, City of Los Angeles Water Efficiency Ordinance



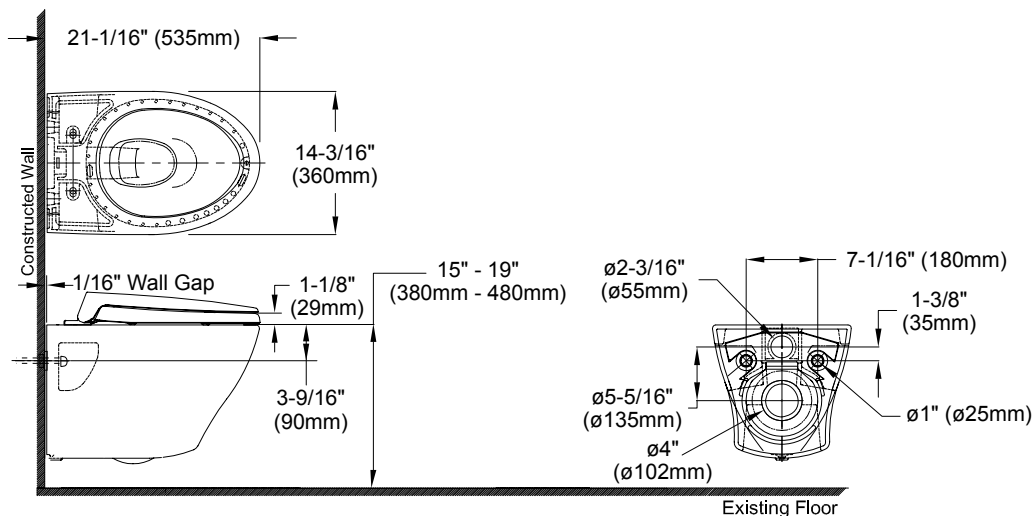
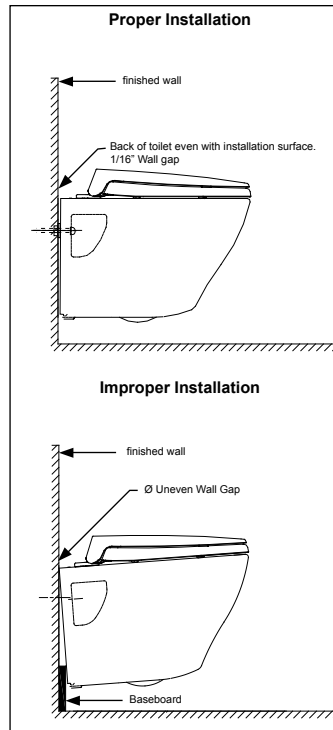
# CT418F(G)

## Aquia® Wall-Hung Dual-Flush Toilet, 1.6GPF & 0.9 GPF

### SPECIFICATIONS

- Water Use 1.6 GPF & 0.9GPF (6.0 LPF & 3.4LPF)
- Flush System Dual-flush
- Min. Water Pressure 8 psi (static)
- Water Surface 5.5" X 4.75"
- Trap Diameter 2-1/8"
- Installation Height 15" to 19"
- Trap Seal 2-1/8"
- Warranty One Year Limited Warranty
- Material Vitreous china
- Shipping Weight CT418F(G) - 66.5lbs
- Shipping Dimensions CT418F(G)  
23-3/4" L X 15-3/4"W  
X 17.5" H

### INSTALLATION NOTES



**TOTO**

*These dimensions and specifications are subject to change without notice*

# TOTO®

# WT151M / WT152M

## DuoFit® In-Wall Tank System, 1.6GPF & 0.9GPF

### FEATURES

- Dual-Max flushing system, low consumption (1.6GPF/6.0LPF & 0.9GPF/3.4LPF)  
Avg. flush 1.28GPF
- Adjustable 15" -19" mounting height
- Saves up to 9" of floor space compared to standard floor-mounted toilet
- Support up to 880lbs
- Commercial 2" x 6" or optional residential installation with 2" x 4" wall studs with waste outlet kit
- 1-pc blow molded polyethylene tank to prevent leaks
- 2" x 6" Polyethylene outlet included
- Pre-plumbed for optional Washlet® connection
- Complete with #01 Cotton bolt caps

### MODELS

- WT151M - with Pex-C washlet supply line
- WT152M - with copper washlet supply line
- YT800#WH - White
- YT820#SS - Brushed Stainless Steel
- YT820#CP - Polished Chrome
- YT830#WH- Glass/White

Optional Outlets (sold separately)

- THU343 2" x 4" outlet HDPE & PVC
  - THU335 2" x 6" outlet cast iron
  - THU468 Washlet connection kit
- 
- CT418F(G) Aquia® wall-hung toilet by TOTO (sold separately)



### PRODUCT SPECIFICATION

This universal height, high-efficiency, dual flushing, in-wall tank system toilet shall be 1.6GPF & 0.9GPF. Requires TOTO toilet model CT418FG. In-Wall tank system shall be TOTO Model WT15\_\_\_\_\_M\_\_\_\_\_.

### CODES/STANDARDS

- Meets and exceeds
  - Carrier system: ASME A112.6.2
  - Tank trim: IAPMO PS50, CSA B125.3, ASSE1002
- Certifications: IAPMO(cUPC), and others
- Code compliance: UPC, IPC, NSPC, NPC Canada, and others



# WT151M / WT152M

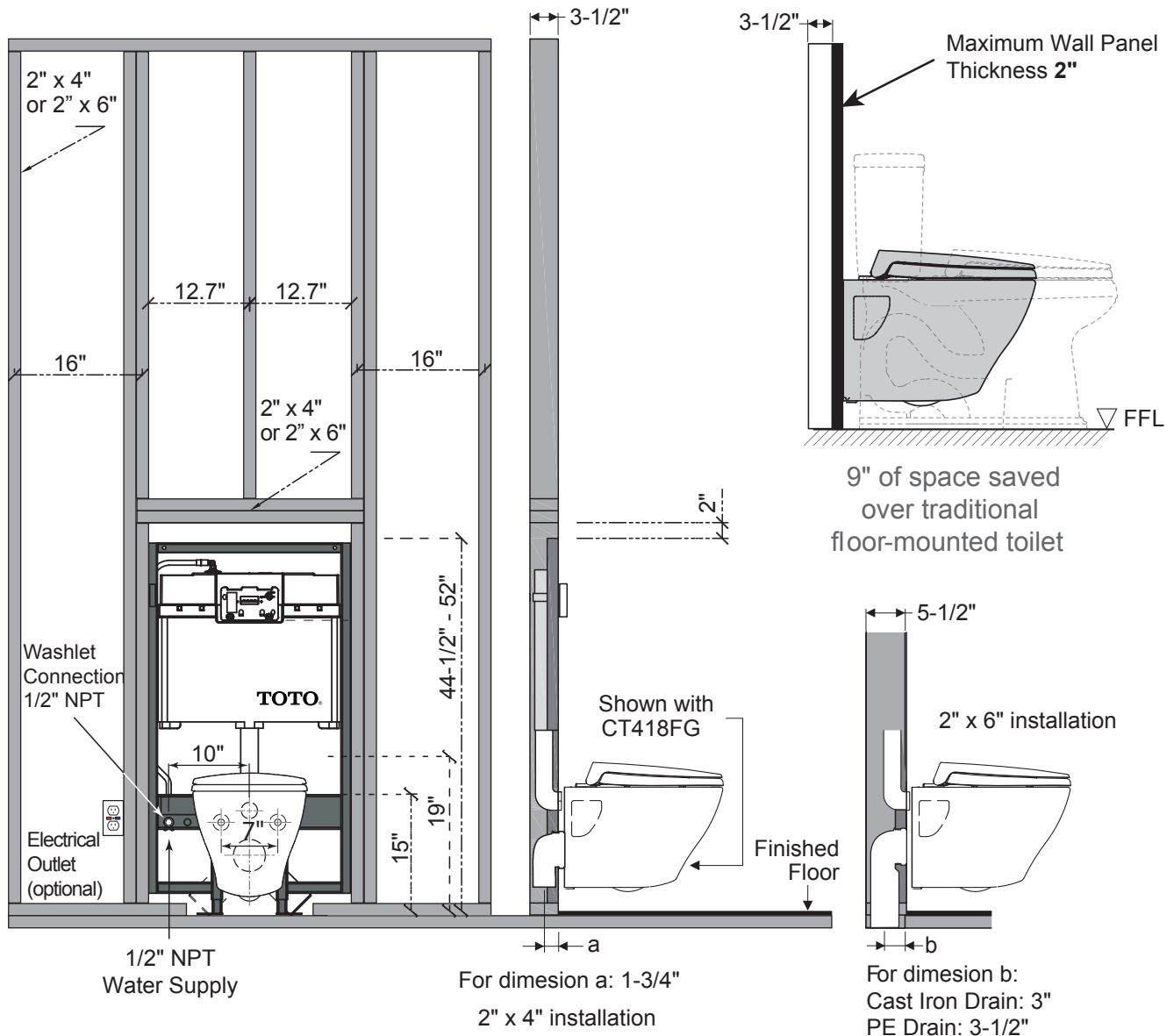
## DuoFit™ In-Wall Tank System, 1.6GPF & 0.9 GPF

### SPECIFICATIONS

- Water Use 1.6 GPF & 0.9GPF (6.0 LPF & 3.4LPF)
- Flush System Dual-Max
- Min. Water Pressure 8 psi (static)
- Installation Height 15" to 19" (projected range)
- Warranty One Year Limited Warranty
- Material Various
- Shipping Weight WT151M / WT152M - 38lbs.
- Shipping Dimensions WT151M / WT152M 48" x 26-1/2" x 6"

### INSTALLATION NOTES

Adequate structural bracing is required.



**TOTO**

*These dimensions and specifications are subject to change without notice*