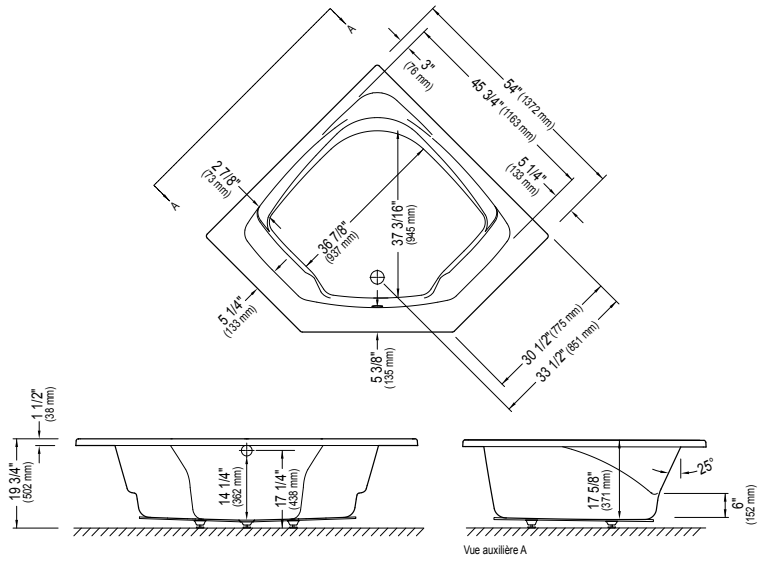


# EDORA 5454



54" x 54" x 19 3/4" [80 gallons]



## GENERAL SPECIFICATIONS

- Acrylic thermoformed and reinforced with fiberglass
- Gloss finish resistant to stains and discoloration
- Immersion 14 1/4" - Adjustable legs
- Weight: 62 pounds - Textured bottom

## GENERAL OPTIONS

Acrylic colors: white  
biscuit\* or bone\* (allow 3 weeks for delivery)

White mood light: white, biscuit, bone or chrome finish

Handle: white, biscuit, bone or chrome finish (max. 2) (submit drawing with order) 95.7077.106.XX

Drain D105 (20"): chrome finish 62.4020.102.60

Black neck pillow (12" x 4") 18.6000.100.20

## WHIRLPOOL OPTIONS

The pump is installed behind the backrest (left side)  
Finish for Whirlpool jets: white, biscuit or bone  
Other: chrome

Inline heater 110 V

## ACTIV-AIR OPTIONS

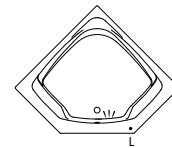
Finish for Activ-Air jets: white, biscuit or bone  
Other: chrome

Blower hose extension 36" 95.5013.116.00

Blower hose extension 72" 95.5013.167.00

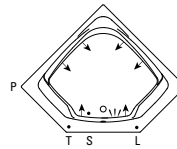
Blower hose extension 96" 95.5013.168.00

Blower extensions are necessary when the blower is located more than 4' from the pneumatic control.



Bathtub only

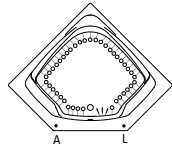
E10.16654.0000



Whirlpool

Included: 6 round jets, two air controls, one 7.5 A (120 V) pump and one pneumatic control.

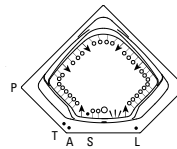
E15.16654.000030



Activ-Air

Included: 33 Activ-Air micro-jets, one blower 9.5 A (120 V) with heating element (200 W) and one pneumatic control.

E15.16654.000010



Whirlpool/Activ-Air combo

Included: 6 round jets, 32 Activ-Air micro-jets, two air controls, one 7.5 A (120 V) pump, one blower 9.5 A (120 V) with heating element (200 W) and two pneumatic controls.

E15.16654.000031

- ➔ : Whirlpool jets
- : Activ-Air jets
- S : Suction
- T : Whirlpool control
- A : Activ-Air control
- P : Pump
- L : Light control
- ≡ : Mood light (option)

Note: The blower is never installed.

DIMENSIONS ARE NOMINAL AND MAY VARY BY ± 1/4" (6MM).  
WEIGHT MAY VARY BY ± 5 LBS (2,3KG).  
DRAWING IS NOT SCALE. THESE DIMENSIONS MAY BE CHANGED AT THE MANUFACTURER'S DISCRETION.



COMPLIANCE ATTESTATION  
Standard bathtubs  
CAN / CSA.B45.5  
Hydromassage Standards  
CAN / CSA.B45.10 / CSA.C22.2 / UL-1795



Certification ECORESPONSIBLE  
First manufacturer of bathroom products in North America to be certified ecoresponsible.



Produits Neptune

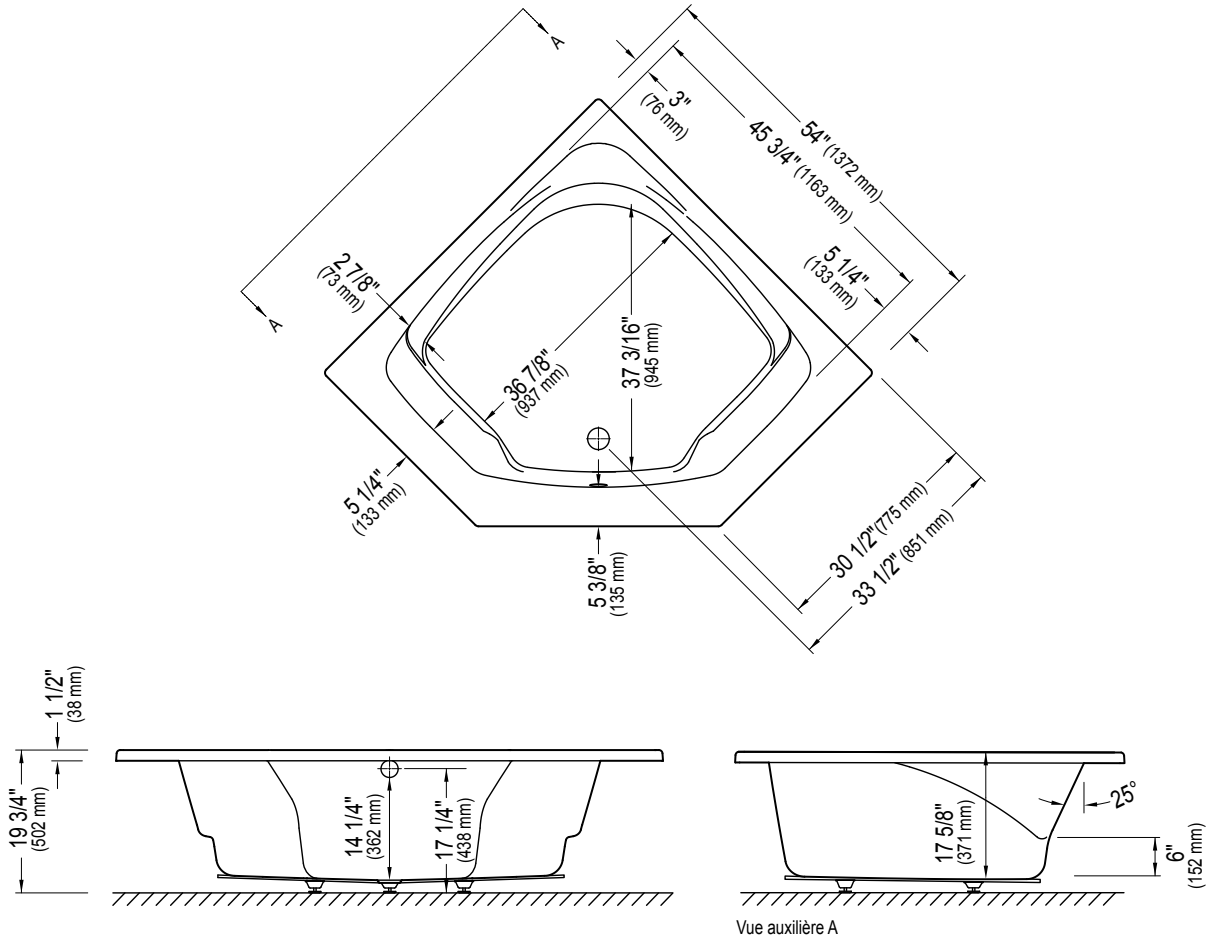
ENTREPRENEUR

6635, Picard street, Saint-Hyacinthe (Quebec) J2S 1H3  
Phone: (450) 773-7058 - Fax: (450) 773-5063  
produitsneptune.com



Produits Neptune

## EDORA 5454 PODIUM



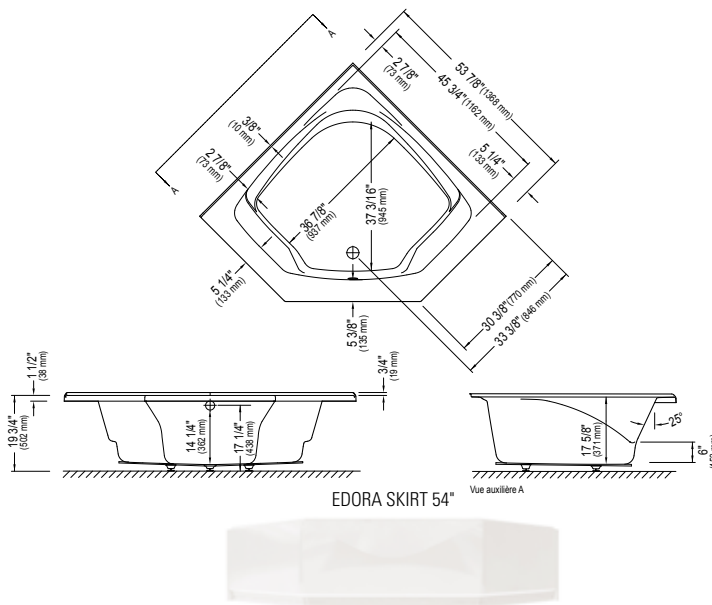
\*All dimensions are approximate and subject to change without notice.  
Please refer to the installation guide before beginning the installation.

# EDORA 5454

WITH INTEGRATED TILING FLANGE



53 7/8" x 53 7/8" x 19 3/4" [80 gallons]



## GENERAL SPECIFICATIONS

- Acrylic thermoformed and reinforced with fiberglass
- Gloss finish resistant to stains and discoloration
- Immersion 14 1/4" - Adjustable legs
- Weight: 62 pounds - Textured bottom

## GENERAL OPTIONS

Acrylic colors: white biscuit* or bone* (allow 3 weeks for delivery)	
Integrated tiling flange	
54" Edora skirt (not factory-installed)	E12.16654.0000
White mood light: white, biscuit, bone or chrome finish	
Handle: white, biscuit, bone or chrome finish (max. 2) (submit drawing with order)	95.7077.106.XX
Drain D105 (20"): chrome finish	62.4020.102.60
Black neck pillow (12" x 4")	18.6000.100.20

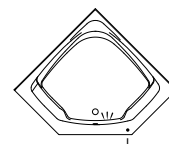
## WHIRLPOOL OPTIONS

The pump is installed behind the backrest (left side)  
Finish for Whirlpool jets: white, biscuit or bone  
Other: chrome

Inline heater 110 V

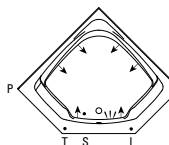
## ACTIV-AIR OPTIONS

Finish for Activ-Air jets: white, biscuit or bone Other: chrome	
Blower hose extension 36"	95.5013.116.00
Blower hose extension 72"	95.5013.167.00
Blower hose extension 96"	95.5013.168.00
Blower extensions are necessary when the blower is located more than 4' from the pneumatic control.	



Bathtub only

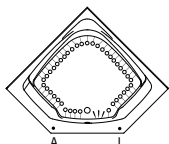
E10.16654.0500



Whirlpool

Included: 6 round jets, two air controls, one 7.5 A (120 V) pump and one pneumatic control.

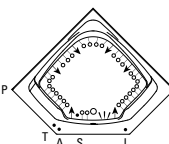
E15.16654.050030



Activ-Air

Included: 33 Activ-Air micro-jets, one blower 9.5 A (120 V) with heating element (200 W) and one pneumatic control.

E15.16654.050010



Whirlpool/Activ-Air combo

Included: 6 round jets, 32 Activ-Air micro-jets, two air controls, one 7.5 A (120 V) pump, one blower 9.5 A (120 V) with heating element (200 W) and two pneumatic controls.

E15.16654.050031

- ➔ : Whirlpool jets
- : Activ-Air jets
- S : Suction
- T : Whirlpool control
- A : Activ-Air control
- P : Pump
- L : Light control
- ☼ : Mood light (option)

Note: The blower is never installed.

DIMENSIONS ARE NOMINAL AND MAY VARY BY ± 1/4" (6MM).  
WEIGHT MAY VARY BY ± 5 LBS (2,3KG).  
DRAWING IS NOT SCALE. THESE DIMENSIONS MAY BE CHANGED AT THE MANUFACTURER'S DISCRETION.  
CONSULT THE INSTALLATION GUIDE FOR MORE INFORMATION.



COMPLIANCE ATTESTATION  
Standard bathtubs  
CAN / CSA.B45.5  
Hydromassage Standards  
CAN / CSA.B45.10 / CSA.C22.2 / UL-1795



Certification ECORESPONSIBLE  
First manufacturer of bathroom products in North America to be certified ecoresponsible.



Produits Neptune

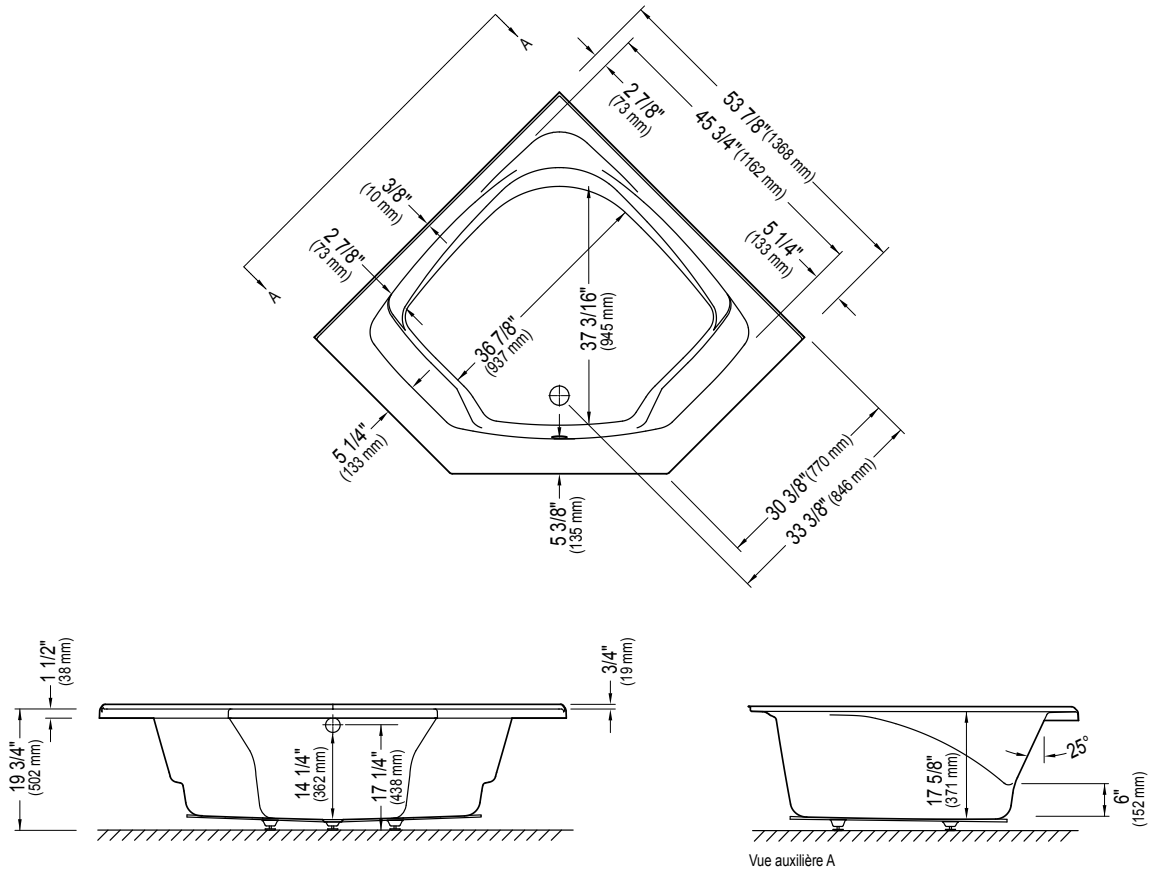
ENTREPRENEUR

6635, Picard street, Saint-Hyacinthe (Quebec) J2S 1H3  
Phone: (450) 773-7058 - Fax: (450) 773-5063  
produitsneptune.com



Produits Neptune

## EDORA 5454 WITH INTEGRATED TILING FLANGE



\*All dimensions are approximate and subject to change without notice.  
Please refer to the installation guide before beginning the installation.