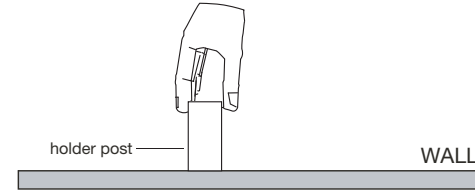


KEEP THIS INSTRUCTION BOOKLET FOR FUTURE REFERENCE

Important : Please register your product online at www.santecfaucet.com within 30 days of purchase. Santec reserves the right to request additional documents before servicing warranty requests.

Installation Instructions

1. Place the post against the assigned wall location. Make sure that the holder is leveled. Mark the holder post position.

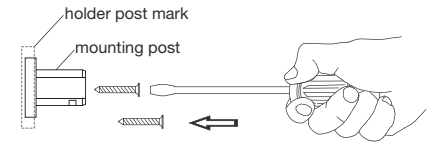


2. Using the Allen key provided, remove the holder post from the mounting post. Press the mounting post against marked post position on the wall and mark the screw hole positions.

NOTE: MAKE SURE THE ALLEN SCREW HOLE ON THE MOUNTING POST IS FACING DOWN WHEN SECURING TO WALL.

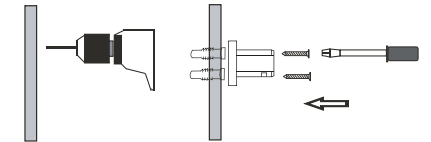
INSTALLING ON WOODEN SURFACE

For wooden surface, the mounting post can be secured by screwing the screws directly into the wall.



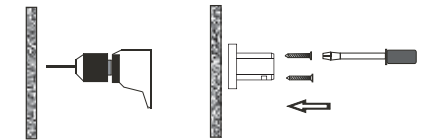
INSTALLING ONTO DRYWALL SURFACE

Using a drill, pre-drill holes for the anchors. Insert the anchors into the wall. The mounting post can be secured by screwing the screws into the anchors.



INSTALLING ONTO A SOLID SURFACE

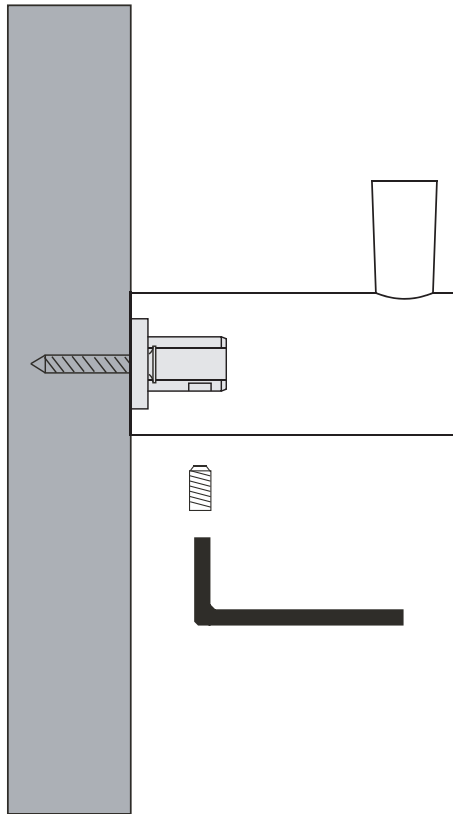
Measure the dimensions carefully. Using a drill, pre-drill the holes. Secure the mounting post by screwing the screws into the wall.



Installation Instructions



3. Press the holder post over the mounting post. Align the holder and secure it by tightening the set screw.
4. Check the holder post to make sure it is firmly secured. If not, tighten the set screw with the Allen key.



SANTEC LIFETIME LIMITED WARRANTY

1. **Finishes:** Santec Polished Chrome, Polished Nickel and Satin Nickel finishes carry a Lifetime Limited warranty against manufacturing defects and tarnish to the original purchaser with the exclusion of kitchen drain assemblies which, due to the nature of their use, are not warranted. Santec recommended custom finishes carry a ten (10) years limited warranty against manufacturing defects and tarnish to the original purchaser with the exclusion of kitchen and pop-up drain assemblies which, due to the nature of their use, are not warranted. Kitchen products carry a three (3) year limited warranty.
2. **Cartridges:** Santec Cartridges carry a lifetime limited warranty against manufacturing defects for the life of the product to the original purchaser.
3. **Parts:** Santec parts carry a ten (10) year limited warranty against manufacturing defects, to the original purchaser. Kitchen products carry a five (5) year limited warranty.
4. **Warranty exclusions and limitations:** This warranty does not cover: damage due to negligence, accident, abuse, improper installation, or improper maintenance such as, but not limited to: heat from soldering during installation, the use of plumbers putty, damage from tools used during installation, the use or exposure to chemicals or cleaning products either abrasive or non abrasive or the use of any cleaning tool or product other than a soft, clean cloth. Pop-up assemblies are not covered under warranty. This warranty does not cover: changes in the finish or in the product due to normal wear or aging and does not cover any products or parts which have been altered or used in a manner not typical for the product. This warranty does not cover and Santec will not be held liable for damage to products caused by the freight carrier and a claim should be made immediately to the freight carrier should this occur. This warranty does not cover any cost involved in the installation, repair, or replacement of any Santec product or part. This warranty does not cover and Santec will not be held liable for any loss, damages, or expenses, incidental or consequential whatsoever, originating from the purchase, installation, use, repair, failure, or replacement of any Santec product or part, as allowed by law. The product or components of the covered product will either be repaired, refinished or replaced, at the sole discretion of Santec. Santec reserves the right to examine any product claimed defective prior to any warranty claim being accepted or processed, at its sole discretion. This warranty gives you specific legal rights and you may have other rights which may vary from state to state.

Effective 01/01/09 - Replaces and supersedes any previously issued warranty

FINISH CARE INFORMATION

For clear coated or enamel color finishes:

We recommend that all faucets, drains, etc be gently wiped dry with a soft cloth after use to avoid water spotting and water deposit buildup. A mild liquid hand soap, such as Ivory may be used occasionally if desired. Use of non-abrasive carnauba wax will add protection to the finish and should be used if the faucets will not be dried after use.

For non-clear coated and specialty finishes:

We recommend that all faucets, drains, etc be gently wiped dry with a soft cloth after use to avoid water spotting and water deposit buildup. Use of a non-abrasive carnauba wax is required occasionally.

PLEASE REGISTER YOUR PRODUCT ONLINE FOR WARRANTY SERVICES
www.santecfaucet.com/registration