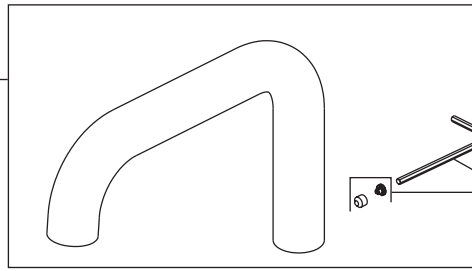


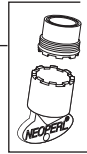
Model/Modelo/Modèle  
 65035LF-▲, 65035LF-▲-ECO  
 Series/Series/Seria  
**Litze™**

**RP90025▲**  
 Spout Assembly  
 Ensamble del Tubo de Salida  
 Bec

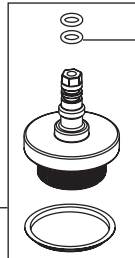


**RP90019▲**  
 Set Screw, Button & Wrench  
 Tornillo de Ajuste, Botón y Llave  
 Vis de Calage, Bouton et Clé

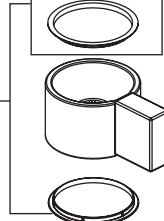
**RP48428-1.2**  
 Aerator & Wrench  
 Aireador y Llave  
 Aérateur et Clé



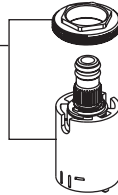
**RP43708**  
 O-Ring (1)  
 Anillo "O" (1)  
 Joint torique (1)



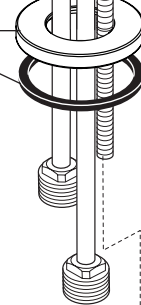
**RP90021▲**  
 Spout Base, Glide rings & O-rings  
 Base de Caño, Aros deslizantes y Anillo "O"  
 Embases le bec, Anneaux de glissement et Joint torique



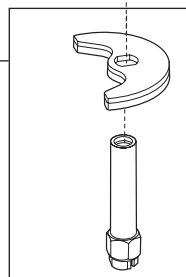
**RP90022**  
 Bonnet Nut & Valve Cartridge  
 Bonete Tapón y Válvula de Cartucho  
 Chapeau et Cartouche



**RP90023▲**  
 Base & Gasket  
 Base y Empaque  
 Embase et joint

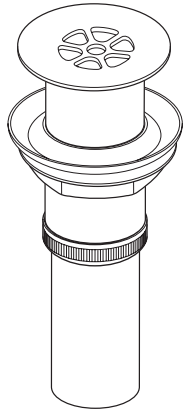


**RP62183**  
 Mounting Hardware  
 Herraje para la Instalación  
 Pièces de montage

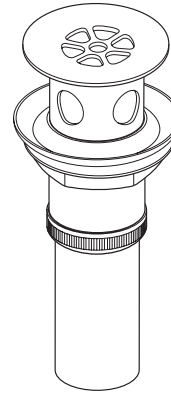


▲ Specify Finish  
 Especificque el Acabado  
 Précisez le fini

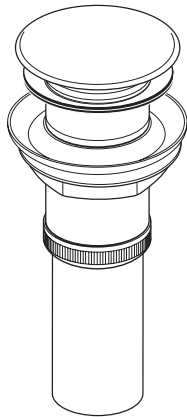
**Optional - Drain Sold Separately**  
**Opcional - El desagüe se vende por separado**  
**Facultative - Renvoi vendu séparément**



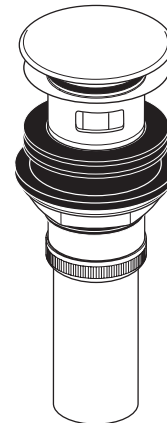
**RP72411▲**  
 Grid Strainer  
 without Overflow  
 (Optional, not included)  
 Cesta/colador para el  
 Desagüe sin Rebosadero  
 (Opcional, no incluido)  
 Crépine sans trop-plein  
 (Option, non inclus)



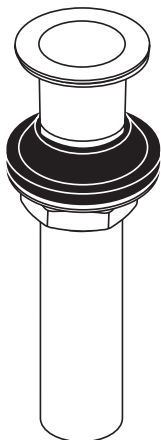
**RP72412▲**  
 Grid Strainer  
 with Overflow  
 (Optional, not included)  
 Cesta/colador para el  
 Desagüe con  
 Rebosadero  
 (Opcional, no incluido)  
 Crépine avec trop-plein  
 (Option, non inclus)



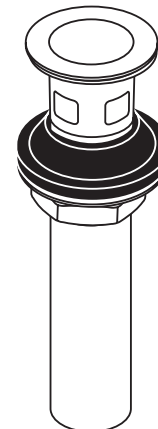
**RP72413▲**  
 Push Pop-Up  
 without Overflow  
 (Optional, not included)  
 Control de rebose sin  
 desagües manuales  
 (Opcional, no incluido)  
 Renvoi mécanique à  
 poussoir sans trop-plein  
 (Option, non inclus)



**RP72414▲**  
 Push Pop-Up  
 with Overflow  
 (Optional, not included)  
 Control de rebose para  
 desagües manuales  
 (Opcional, no incluido)  
 Renvoi mécanique à  
 poussoir avec trop-plein  
 (Option, non inclus)



**RP81627▲**  
 Push Pop-Up  
 without Overflow  
 (Optional, not included)  
 Control de rebose sin  
 desagües manuales  
 (Opcional, no incluido)  
 Renvoi mécanique à  
 poussoir sans trop-plein  
 (Option, non inclus)



**RP81628▲**  
 Push Pop-Up  
 with Overflow  
 (Optional, not included)  
 Control de rebose para  
 desagües manuales  
 (Opcional, no incluido)  
 Renvoi mécanique à  
 poussoir avec trop-plein  
 (Option, non inclus)