

Monarch 70" Collection  
70 Inch Monarch Ceiling Fan BAP  
300106BAP

Project Name: \_\_\_\_\_  
Location: \_\_\_\_\_  
Type: \_\_\_\_\_  
Qty: \_\_\_\_\_  
Comments: \_\_\_\_\_

Product Information

Product ID	300106BAP
Blade Finish	Cherry/Dark Cherry
Collection	Monarch 70" Collection

Airflow, Power and Efficiency

Speed	RPM	CFM	CFM/ Watt	Amps	Watts
High	103	6588	178	.53	37
Med	73	3928	436	.15	9
Low	48	2333	518	.1	5

Specifications

Number of Blades	5
Blades Included	Yes
Blade Pitch	14 Degrees
Blade Sweep	70"
Blades Reversible	Yes
Blade Material	WOOD
Optional Blades Available	Yes
Downrod 1	1.00 OD X 8.00
Primary Control System	6 Speed Dc Cooltouch
Remote Included	Yes
Wall Control Included	No
Low Ceiling Adaptable	No
Lead Wire Length	78.00"
Motor Size	165M
Motor Type	DC

Downlight

Optional Light Kit Available	No
------------------------------	----

Safety Listings & Certifications

Safety Rated	Dry
Warranty	www.kichler.com/warranty

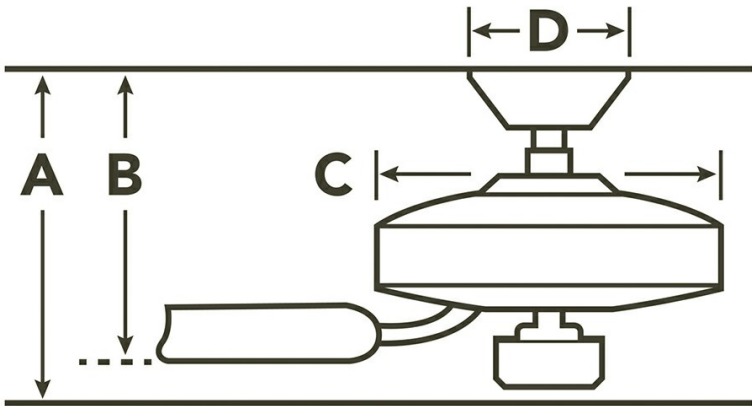
Installation

Installation requirements

The electrical junction box and support structure must be securely mounted and capable of reliably supporting a minimum of 50 pounds. Use only ETL/UL listed



Dimensions



Downrod	A	B	C	D
1.00 OD X 8.00	16.80	14.70	15.00	6.70

Available Finishes

Finish	Fixture	Glass	Blade 1	Blade 2
--------	---------	-------	---------	---------

Monarch 70" Collection  
70 Inch Monarch Ceiling Fan BAP  
300106BAP

Project Name: \_\_\_\_\_  
Location: \_\_\_\_\_  
Type: \_\_\_\_\_  
Qty: \_\_\_\_\_  
Comments: \_\_\_\_\_

Oil Brushed Bronze	300106OBB		WALNUT	LIGHT CHERRY
Tannery Bronze	300106TZ		TEAK	CHERRY
White	300106WH		WHITE	WHITE
Burnished Antique Pewter	300106BAP		CHERRY	DARK CHERRY

	electrical junction boxes marked ""For Fan Support""
Electrical Requirements	120V 60Hz AC
Hanging Weight	28.9 LBS
Minimum Distance Between Bottom Of Fan Blade To Floor	7.5 feet

Accessory Blade Options

Product ID	Descr
371027	70 Inch Carved Wood Blade Set
371034	70 Inch Carved Wood Blade Set
371050	70 Inch Carved Wood Blade Set
371051	70 Inch Carved Wood Blade Set
371052	70 Inch Carved Wood Blade Set

Control Options

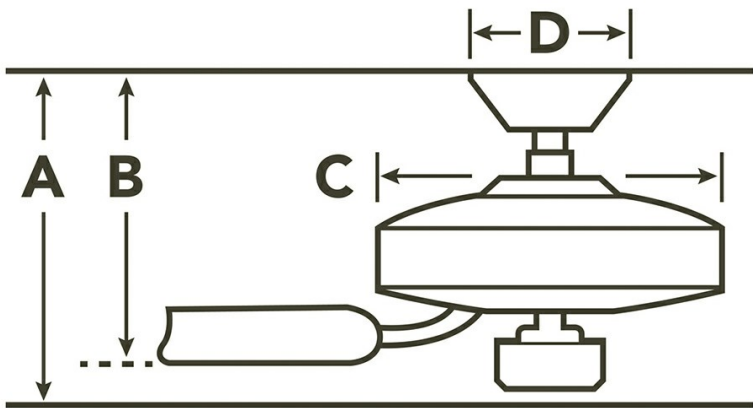
Product ID	Descr
370100ALM	6 Speed DC165 Wall System
370100IV	6 Speed DC165 Wall System
370100WH	6 Speed DC165 Wall System

Monarch 70" Collection  
70 Inch Monarch Ceiling Fan  
300106OBB (Oil Brushed Bronze)

Project Name: \_\_\_\_\_  
Location: \_\_\_\_\_  
Type: \_\_\_\_\_  
Qty: \_\_\_\_\_  
Comments: \_\_\_\_\_



Dimensions



Downrod	A	B	C	D
1.00 OD X 8.00	16.80	14.70	15.00	6.70

Available Finishes

Finish	Fixture	Glass	Blade 1	Blade 2
--------	---------	-------	---------	---------

Product Information

Product ID	300106OBB
Finish	Oil Brushed Bronze
Blade Finish	Walnut/Light Cherry
Collection	Monarch 70" Collection

Airflow, Power and Efficiency

Speed	RPM	CFM	CFM/ Watt	Amps	Watts
High	103	6588	178	.53	37
Med	73	3928	436	.15	9
Low	48	2333	518	.1	5

Specifications

Number of Blades	5
Blades Included	Yes
Blade Pitch	14 Degrees
Blade Sweep	70"
Blades Reversible	Yes
Blade Material	WOOD
Optional Blades Available	Yes
Downrod 1	1.00 OD X 8.00
Primary Control System	6 Speed Dc Cooltouch
Remote Included	Yes
Wall Control Included	No
Low Ceiling Adaptable	No
Lead Wire Length	78.00"
Motor Size	165M
Motor Type	DC

Downlight

Optional Light Kit Available	No
------------------------------	----

Safety Listings & Certifications

Safety Rated	Dry
Warranty	www.kichler.com/warranty

Installation

The electrical junction box and support structure must be securely mounted and capable of reliably supporting a minimum of 50 pounds.

Installation requirements

Monarch 70" Collection

70 Inch Monarch Ceiling Fan

300106OBB (Oil Brushed Bronze)

Project Name: \_\_\_\_\_

Location: \_\_\_\_\_

Type: \_\_\_\_\_

Qty: \_\_\_\_\_

Comments: \_\_\_\_\_

Finish	Fixture	Glass	Blade 1	Blade 2
Oil Brushed Bronze	300106OBB		WALNUT	CHERRY
Tannery Bronze	300106TZ		TEAK	DARK CHERRY
White	300106WH		WHITE	WHITE
Burnished Antique Pewter	300106BAP		LIGHT CHERRY	BLACK CHERRY

	Use only ETL/UL listed electrical junction boxes marked ""For Fan Support""
Electrical Requirements	120V 60Hz AC
Hanging Weight	28.9 LBS
Minimum Distance Between Bottom Of Fan Blade To Floor	7.5 feet

Accessory Blade Options

Product ID	Descr
371027	70 Inch Carved Wood Blade Set
371034	70 Inch Carved Wood Blade Set
371050	70 Inch Carved Wood Blade Set
371051	70 Inch Carved Wood Blade Set
371052	70 Inch Carved Wood Blade Set

Control Options

Product ID	Descr
370100ALM	6 Speed DC165 Wall System
370100IV	6 Speed DC165 Wall System
370100WH	6 Speed DC165 Wall System

Monarch 70" Collection  
70 inch Monarch Ceiling Fan  
300106TZ (Tannery Bronze)

Project Name: \_\_\_\_\_  
Location: \_\_\_\_\_  
Type: \_\_\_\_\_  
Qty: \_\_\_\_\_  
Comments: \_\_\_\_\_

Product Information

Product ID	300106TZ
Finish	Tannery Bronze
Blade Finish	Teak/Cherry
Collection	Monarch 70" Collection

Airflow, Power and Efficiency

Speed	RPM	CFM	CFM/ Watt	Amps	Watts
High	103	6588	178	.53	37
Med	73	3928	436	.15	9
Low	48	2333	518	.1	5

Specifications

Number of Blades	5
Blades Included	Yes
Blade Pitch	14 Degrees
Blade Sweep	70"
Blades Reversible	Yes
Blade Material	WOOD
Optional Blades Available	Yes
Downrod 1	1.00 OD X 8.00
Primary Control System	6 Speed Dc Cooltouch
Remote Included	Yes
Wall Control Included	No
Low Ceiling Adaptable	No
Lead Wire Length	78.00"
Motor Size	165M
Motor Type	DC

Downlight

Optional Light Kit Available	No
------------------------------	----

Safety Listings & Certifications

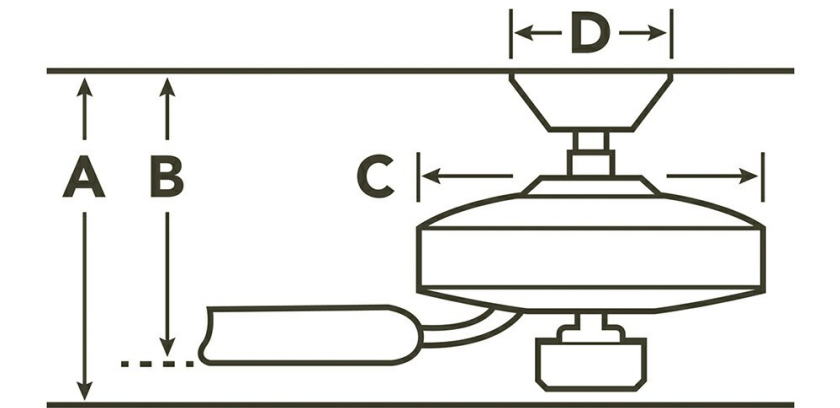
Safety Rated	Dry
Warranty	www.kichler.com/warranty

Installation

The electrical junction box and support structure must be securely mounted and capable of reliably supporting a minimum of 50 pounds.

Installation requirements

Dimensions



Downrod	A	B	C	D
1.00 OD X 8.00	16.80	14.70	15.00	6.70

Available Finishes

Finish	Fixture	Glass	Blade 1	Blade 2
--------	---------	-------	---------	---------

Monarch 70" Collection

70 inch Monarch Ceiling Fan

300106TZ (Tannery Bronze)

Project Name: \_\_\_\_\_

Location: \_\_\_\_\_

Type: \_\_\_\_\_

Qty: \_\_\_\_\_

Comments: \_\_\_\_\_

Finish	Fixture	Glass	Blade 1	Blade 2
Oil Brushed Bronze	300106OBB		WALNUT	LIGHT CHERRY
Tannery Bronze	300106TZ		TEAK	CHERRY
White	300106WH		WHITE	WHITE
Burnished Antique Pewter	300106BAP		CHERRY	DARK CHERRY

Use only ETL/UL listed  
electrical junction boxes  
marked ""For Fan Support""

Electrical Requirements	120V 60Hz AC
Hanging Weight	28.9 LBS
Minimum Distance Between Bottom Of Fan Blade To Floor	7.5 feet

Accessory Blade Options

Product ID	Descr
371027	70 Inch Carved Wood Blade Set
371034	70 Inch Carved Wood Blade Set
371050	70 Inch Carved Wood Blade Set
371051	70 Inch Carved Wood Blade Set
371052	70 Inch Carved Wood Blade Set

Control Options

Product ID	Descr
370100ALM	6 Speed DC165 Wall System
370100IV	6 Speed DC165 Wall System
370100WH	6 Speed DC165 Wall System