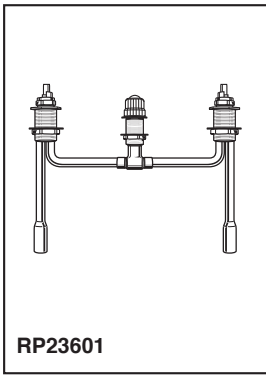




ROMAN TUB/WHIRLPOOL FAUCET ROUGH-IN KIT

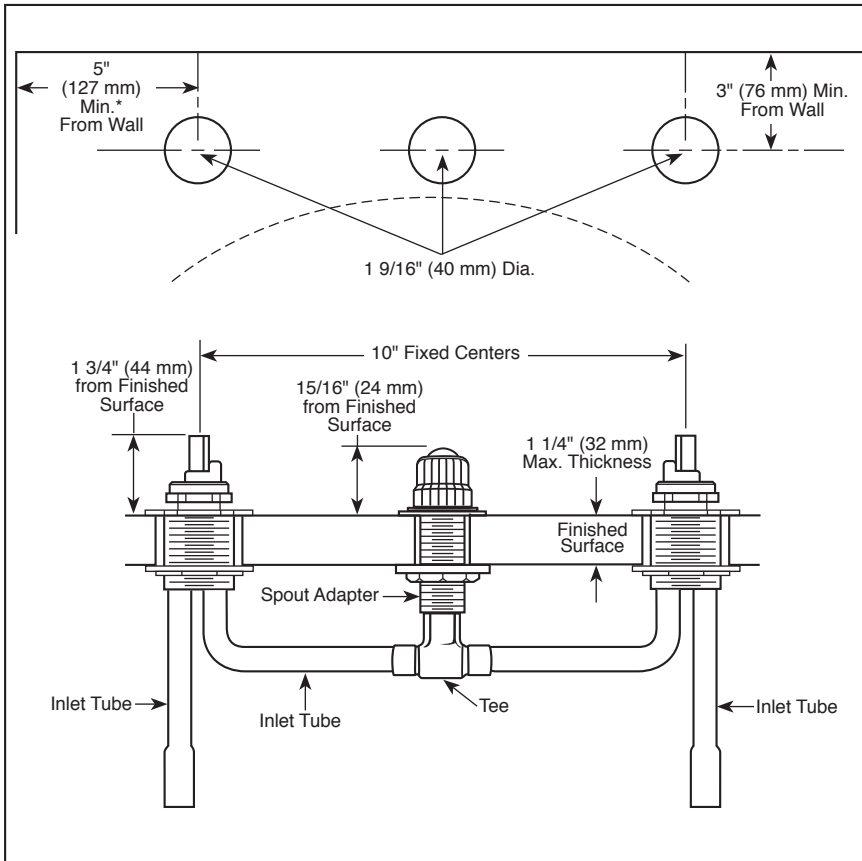
- Two Handle
- Flexible Deck or Ledge Mount
- Conventional Rough-In Kit



RP23601

Submitted Model No.: _____

Specific Features: _____



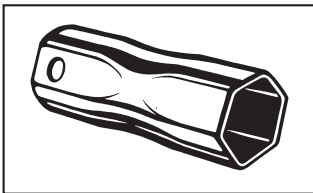
STANDARD SPECIFICATIONS

- Solid fabricated brass end valves
- Three hole installation
- Control mechanism shall be of the rotating cylinder type with stainless steel plate and 180° rotation, with replaceable non-metallic seats operating in stainless steel lined sockets.
- Hot and cold stems are interchangeable
- Temperature and volume controlled with handles
- All operating parts shall be replaceable from the top

NOTE: Trim kit must also be ordered to complete installation. Refer to separate trim kit specifications to determine the best kit for your situation.

WARRANTY

- Lifetime limited warranty on parts (other than electronic parts and batteries) and finishes: or, for commercial users, for 5 years from date of purchase.
- 5 year limited warranty on electronic parts (other than batteries); or, for commercial users, for 1 year from the date of purchase. No warranty is provided on batteries.



RP16867
(End valve adjustment wrench for RP23601)

COMPLIES WITH:

- ASME A112.18.1 / CSA B125.1

Delta reserves the right (1) to make changes in specifications and materials, and (2) to change or discontinue models, both without notice or obligation. Dimensions are for reference only. See current full-line price book or www.deltafaucet.com for finish options and product availability.

DSP-B-RP23601 Rev. B



55 E. 111th Street, Indianapolis, Indiana 46280
350 South Edgeware Road, St. Thomas, ON N5P 4L1
© 2015 Masco Corporation of Indiana