

SPECIFICATIONS

Certifications/Qualifications

www.kichler.com/warranty

Dimensions

Weight	0.30 LBS
Length	12.00"
Width	0.50"

Light Source

Lamp Included	Not Included
---------------	--------------

Mounting/Installation

Interior/Exterior	Interior
Location Rating	Accessory, Listing Not Required

FIXTURE ATTRIBUTES




















Housing

Primary Material	STEEL
------------------	-------

Product/Ordering Information

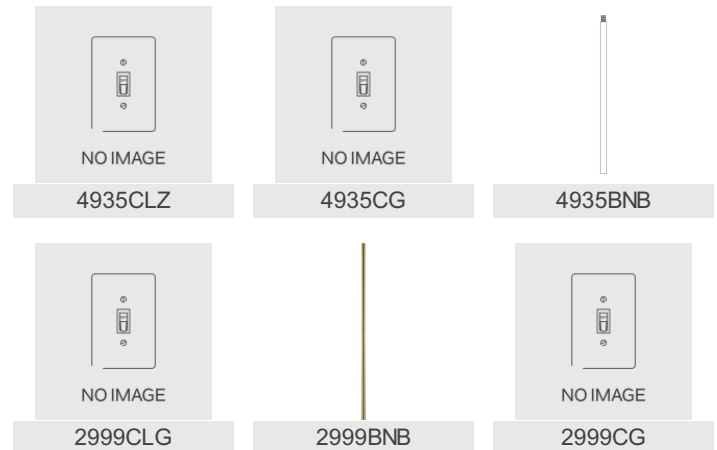
SKU	2999OZ
Finish	Olde Bronze
Style	Other
UPC	783927099622





Finish Options

-  Antique Pewter
-  Anvil Iron
-  Architectural Bronze
-  Black
-  Brushed Natural Brass
-  Brushed Nickel
-  Champagne Gold
-  Chrome
-  Classic Bronze
-  Classic Gold
-  Classic Pewter
-  Distressed Black
-  Flat Grey
-  Fox Gold
-  Midnight Chrome
-  Mission Bronze
-  Natural Brass
-  Olde Bronze
-  Polished Nickel



ALSO IN THIS FAMILY



-  Satin Bronze
-  Satin Nickel
-  Weathered Zinc
-  White