

## SPECIFICATIONS

### GENERAL

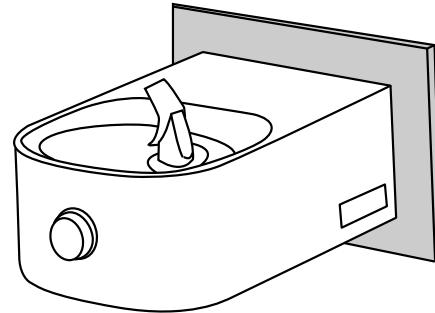
Decorative wall plates constructed of 20 gauge, type 304 stainless steel polished to a satin finish.

**WP1** Wall plate is available as an optional accessory for fountain models EDFP14C, EDF14C and EDFP10C.

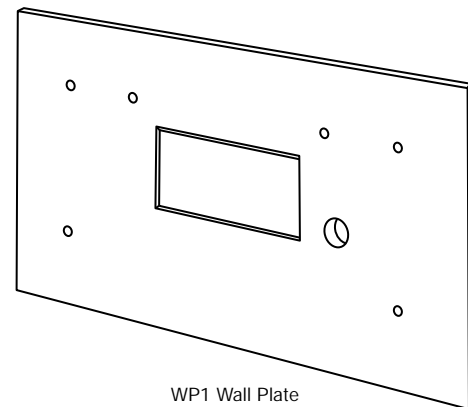
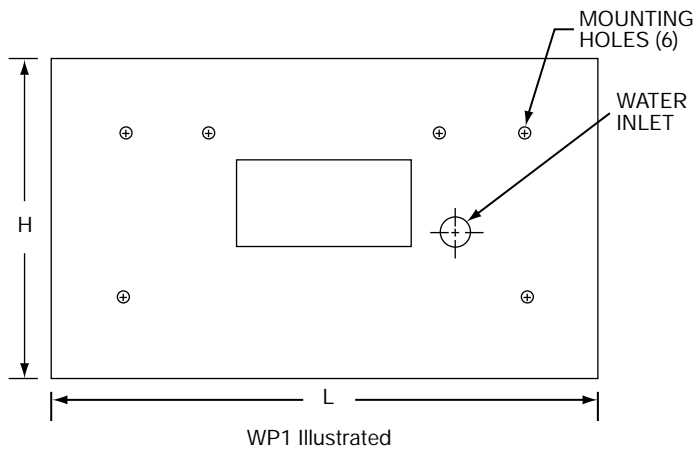
**WP2** Wall plate is available as an optional accessory for Soft Sides® fountain models EDFP214C and EDFP210C.

### DIMENSIONS

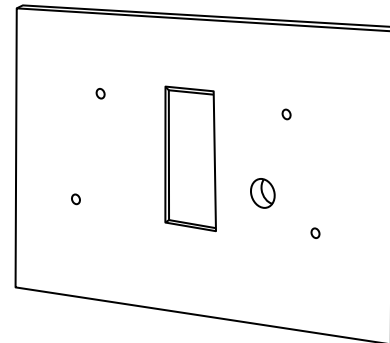
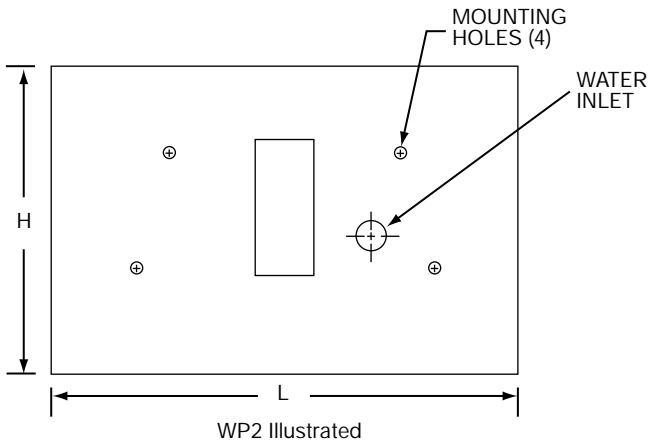
Model Number	Overall						Ship. Wt.	
	L		H		D		lbs.	kg
	in.	mm	in.	mm	in.	mm		
WP1	19	483	11	279	1/2	13	4	1.8
WP2	16	406	10 1/2	267	5/8	16	4	1.8



Model EDFP214C Shown With Optional WP2 Wall Plate



WP1 Wall Plate



WP2 Wall Plate

In keeping with our policy of continuing product improvement, Elkay reserves the right to change product specifications without notice.