

USE AND CARE GUIDE

THANK YOU FOR CHOOSING DECOLAV

We appreciate the trust and confidence you have placed in DECOLAV® through the purchase of our products. We strive to continually create and manufacture quality products designed to enhance your home. Visit us online at decolav.com for our full line of products, and follow us on Facebook, Twitter, Instagram and Pinterest for the most up-to-date information, product care tips and trends.

PRE-INSTALLATION



NOTE: All natural materials are prone to variations in color, pattern and density adding a unique beauty to the material.



NOTE: It is recommended that a professional contractor be retained for the installation of this product.

- Unpack your new DECOLAV® product and inspect it for damage. Keep the product in its original package until you are ready to install it
- The floor and walls must be square and level
- Shut the water supply off when replacing an existing fixture
- Preparation of the floors and walls, including all additional wall supports, may be required
- Observe all local plumbing and building codes

RECOMMENDED TOOLS

Tape measure

Silicone sealant or caulk

Drill

Jigsaw

Screwdriver

Level

Pencil



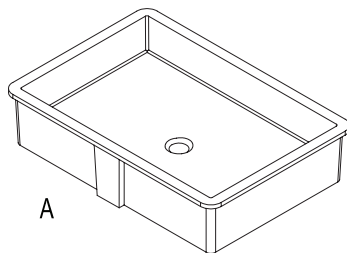
CARE AND CLEANING

- **Do not overtighten drain.** Overtightening of the drain can damage your DECOLAV® product
- **Do not** clean the product with detergents, acid, abrasives, harsh cleaners or a cloth with a coarse surface (S.O.S.® pads, Scotch Brite® pads)
- **Do not** leave any cleaning agents other than water on your DECOLAV® product
- **Do not** allow your DECOLAV® product to unnecessarily encounter other solid objects
- **Do** clean your DECOLAV® product to maintain its new appearance over the years. Wipe with a damp cloth and dry with a soft cloth. If necessary, a general mild soap and water solution can be used. Use only a mild furniture polish to clean wood frame

PRODUCT DIMENSIONS AND PARTS LIST

Item # 1839-24-SSA

Item	Description	Qty
A	Lavatory	1
B	Undermount Clip	4
C	Machine Screw	4
D	Washer	4
E	Threaded Knurl	4



A



B



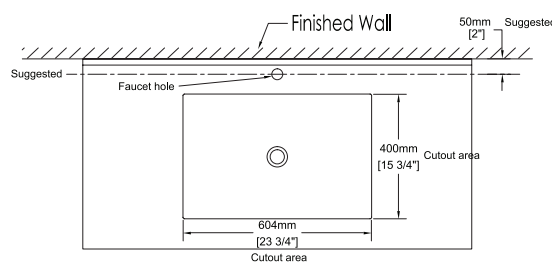
C



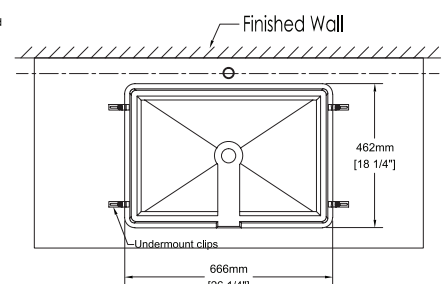
D



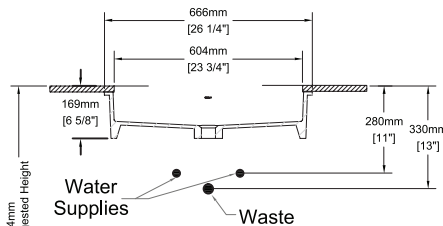
E



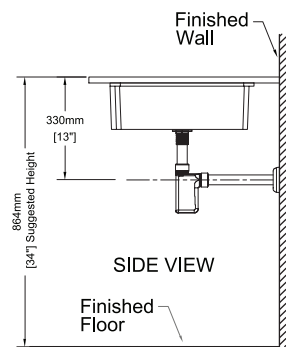
TOP VIEW



BOTTOM VIEW



FRONT VIEW



SIDE VIEW



ASSEMBLY INSTRUCTIONS



NOTE: Use DECOLAV® drain item # 9295-CP/SN/PN, or # 9297-CP/SN/PN. DECOLAV® cannot guarantee against leakage with other manufacturer drains.



NOTE: Use DECOLAV® decorative bottle trap item # 9102-CP/SN/PN to complete your new look.

BEFORE YOU BEGIN

- Prior to installation, unpack your new DECOLAV® product and inspect it. Keep the product in its original package until you are ready to install it
- Shut the water supply off when replacing an existing fixture
- Observe all local plumbing and building codes
- It is recommended that this installation be done with a minimum of two people. Do not install this fixture alone.

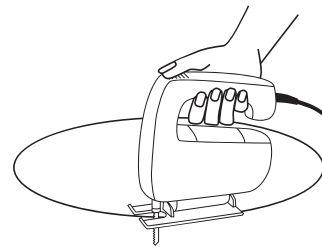
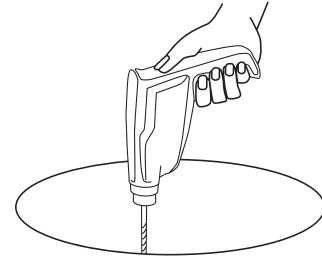


Figure 1

1 UTILIZING THE CUTOUT TEMPLATE

- Affix provided template to countertop at desired location
- Mark guidelines on countertop in several places
- Drill a clearance hole approximately 1/4" to 1/2" inside the perimeter line of the template
- Cut opening following the perimeter line of template
- Check for cutout alignment by placing lavatory in desired mounting position

2 INSTALLING YOUR UNDERMOUNT LAVATORY

- Refer to mounting clips detail. (Recommended for installation using countertops with a minimum thickness of 1" (25 mm). Installer must supply anchors for thinner countertops)
- Drill anchors hole 3/8" diameter x 1/2" deep. Apply small amount of epoxy (not provided) to closed end of threaded knurl. Insert threaded knurl (threaded open end exposed)
- Apply sealant around the topside (rim) of lavatory near the edge, as shown
- Carefully raise lavatory in place. Align and press firmly to set
- Wipe off excess sealant
- Attach undermount clips to hold lavatory in place.
NOTE: FOR WOOD COUNTERTOPS USE WOOD SCREWS AND ANCHORS, WOOD SCREWS NOT PROVIDED
- Allow sealant to set before proceeding to install drain, waste system, faucet and water supply according to manufacturer's installation instructions.
NOTE: DO NOT OVER TIGHTEN THE DRAIN. MAY RESULT IN DAMAGE
- Check for leakage

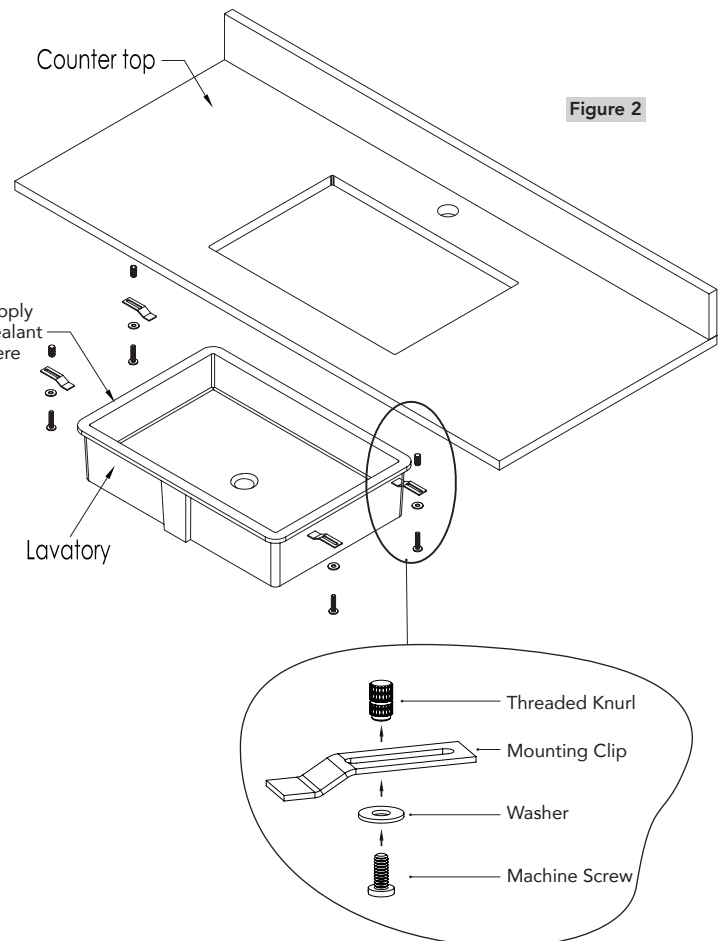


Figure 2

LIMITED LIFETIME WARRANTY

Any Deco Lav, Inc. ("DECOLAV®") product(s), sold after April 1, 2014, will be warranted to the original end consumer to be free of true defects in material and workmanship during normal residential use for as long as the consumer owns his or her home subject to the following:

- Proof of purchase (original sales receipt) from the original end consumer must be made available to DECOLAV® for all warranty claims.
- The person claiming a warranty issue must be able to establish original purchase and installation of the product.
- Authorized DECOLAV® personnel have inspected the product(s) and determined the product(s) to have true manufacturing defect(s) (unless other arrangements satisfactory to DECOLAV® have been agreed upon).
- Such product(s) are returned to DECOLAV® (unless other arrangements satisfactory to DECOLAV® have been agreed upon).
- The product must have been purchased, directly or indirectly, through an authorized DECOLAV® reseller.

This limited warranty is non-transferable and applies only to the original end consumer and to the original installation of the product. This limited warranty is void if the product has been moved from its initial installation site or if ownership of the product has changed. DECOLAV's product are produced from natural raw materials and there may be a slight color variance from product appearing in catalogs, brochures, web-sites, or product samples, or prior production. These are not examples of manufacturing defects and will not be covered under this warranty.

This limited warranty does not cover any mechanical pieces of any DECOLAV® product. These mechanical pieces will be covered under a One Year Warranty, with all other terms of this warranty applying except duration. This limited warranty does not cover the finish, color or plating of any DECOLAV® product. The finish, color or plating of any product will be covered under a One Year Warranty, with all other terms of this warranty applying exception duration.

If this product is used commercially or installed outside of North America, DECOLAV® warrants the product to be free from defects in material and workmanship for one (1) year from the date of installation with all other terms of this warranty applying except duration.

THIS LIMITED WARRANTY DOES NOT COVER ANY DAMAGES CAUSED BY SHIPPING, MISUSE, ABUSE, ACCIDENTS, NEGLIGENCE, UNAUTHORIZED REPAIRS OR ALTERATIONS, MODIFICATIONS, USE OF OTHER THAN GENUINE DECOLAV® REPLACEMENT PARTS, DIRT, LIME SCALE, AND OTHER MINERALS, SCUFFS AND SCRATCHES, EXPOSURE TO MARINE AREAS, ABNORMAL USAGE, AND NORMAL WEAR AND TEAR. ANY IMPROPER INSTALLATION, IMPROPER MAINTENANCE, IMPROPER HANDLING, IMPROPER AND CONTRARY USES, IMPROPER CARE AND CLEANING AND ALL ACTS BEYOND DECOLAV's CONTROL WILL VOID THIS LIMITED WARRANTY.

This limited warranty does not apply to local building code compliance. Since local building codes vary considerably, the original end consumer of the product(s) should check with a local building or plumbing contractor to ensure local code compliance prior to installation.

If you believe that you have a valid warranty claim, contact your Home Center, Dealer, Plumbing Contractor or E-tailer. Please be sure to provide all pertinent information regarding your claim, including a complete description of the problem, the product, model number, the date the product was purchased, from whom the product was purchased and the installation date and location. Also be sure to provide a copy of your original purchase invoice. For other questions, please write to us at: Deco Lav, Inc., Attn. Returns Processing, 314 S. Chimney Rock Road, Greensboro, NC 27409.

Upon satisfaction of each of the foregoing conditions and requirements, DECOLAV® shall, at its option, either repair or replace the defective product. DECOLAV® shall return any product repaired or replaced under this limited warranty to the original end consumer transportation prepaid. All Closeout/Discontinued product(s), at time of a valid warranty claim, will either be repaired or replaced with a comparable item. DECOLAV's option to repair or replace the product under this limited warranty does not cover any cost of labor to remove or install the DECOLAV® product, usage and delay time, or other costs of removal or installation whatsoever. **IN NO EVENT WILL DECOLAV BE LIABLE FOR THE COST OF REPAIR OR REPLACEMENT OF ANY INSTALLATION MATERIALS, INCLUDING BUT NOT LIMITED TO, COUNTERTOPS, TILES, MARBLE, GRANITE, ETC.**

THIS LIMITED WARRANTY DOES NOT COVER ANY LIABILITY FOR CONSEQUENTIAL OR INCIDENTAL DAMAGES, ALL OF WHICH ARE HEREBY EXPRESSLY DISCLAIMED, OR THE EXTENSION BEYOND THE DURATION OF THIS LIMITED WARRANTY. Some states do not allow the exclusion or limitation of incidental or consequential damages, so the above limitation or exclusion may not apply to you.

THE WARRANTIES HEREIN:

- ARE EXCLUSIVE AND STATED IN LIEU OF ALL OTHER WARRANTIES, WHETHER EXPRESS, STATUTORY, OR IMPLIED, INCLUDING BUT NOT LIMITED TO THE WARRANTIES OF MERCHANTABILITY AND FITNESS FOR AN INTENDED PURPOSE, ALL OF WHICH ARE HEREBY EXPRESSLY DISCLAIMED.
- NEITHER ASSUME NOR AUTHORIZE ORIGINAL END CONSUMER NOR ANY OTHER PARTY TO ASSUME ANY OTHER LIABILITIES IN CONNECTION WITH THE MANUFACTURE OR SALE OF THE PRODUCT.
- ARE SUBJECT TO THE LIMITATIONS ON DAMAGES AS SET FORTH ABOVE.