

SERENITY 42 – SERENITY SERIES

inches (mm)

65 x 32 ¼ x 30 ¾ (1650 x 820 x 780) • Fax on Demand #1262

SOAKER MODEL #AI42COPNIKTO

AIR BATH MODEL #AI42AIRCOPNIK



Note: This model requires a remote blower location. Please refer to the owners manual for detailed installation instructions.

FEATURES

- Freestanding bath
- Copper bath
- Deep bathing well
- Slip-resistant floor
- Design styles from transitional to modern
- Limited lifetime warranty
- UL and IAPMO listed

Each Serenity 42 bath is handcrafted out of copper. Please note that the hammered copper with a weathered finish will vary from model to model and may gradually change with time due to copper's unique character.

AQUATIC ADVANTAGE

- National distribution
- 6 manufacturing facilities
- Private fleet
- Centralized customer service
- Field support
- 24-hour fax-on-demand

AVAILABLE SYSTEM

AIR BATH

- Variable-speed, heated-air blower and automated purge-and-dry cycle and water sensors
- Electronic control with wave and pulse features
- Factory run-tested

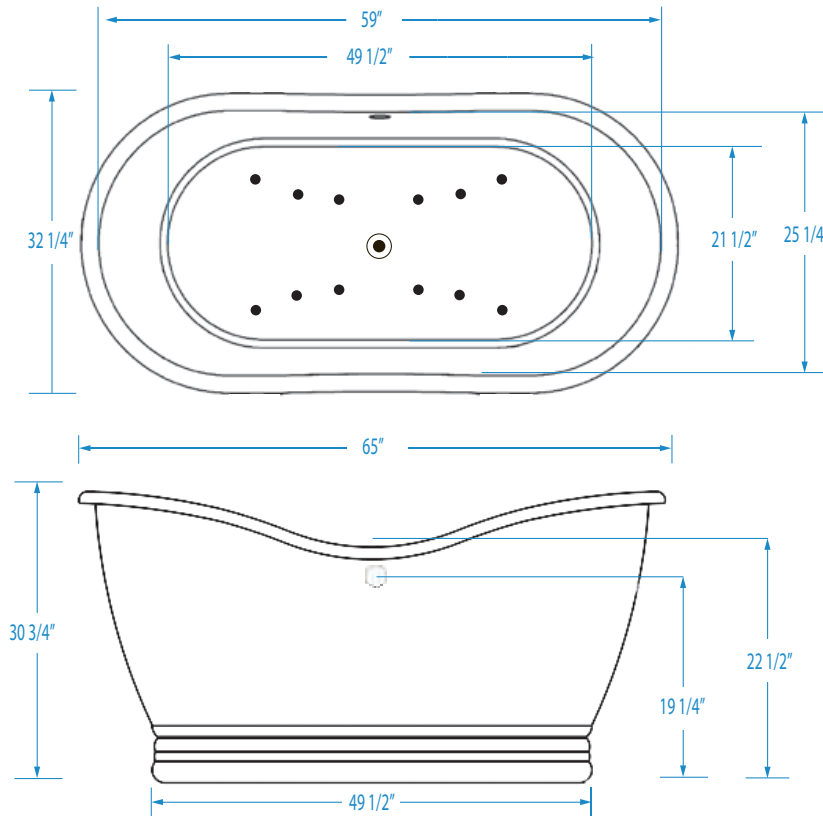


SERENITY 42

65 x 32 1/4 x 30 3/4 (1650 x 820 x 780) inches (mm)



Note: Because the Serenity 42 is a one-of-a-kind handmade bath, dimensions may vary up to several inches. Please take all measurements directly from the bath.



FEATURES lbs (kg) Dimensional Tolerance ± 3/8". Dimensions needed for site preparation should be measured from the unit. Aquatic assumes no responsibility for preparatory work.

Type and Model #	Material	System	Powered By	Heater	Controls	Drain	Pkg. Wt.
Soaker #AI42COPNIKTO	Copper Nickel Interior	-	-	-	Electronic	Center	421 (191)
Air Bath #AI42AIRCOPNIK	Copper Nickel Interior	Air channel	Variable speed blower	Integrated	Electronic	Center	451 (205)

DIMENSIONS inches (mm)

Width Overall / Net	Depth Overall / Net	Height Overall / Net	Skirt Height
65 (1650)	32 1/4 (820)	30 3/4 (780)	-

SUMP DATA inches (mm)

Capacity to Overflow gal (ltr)	Min. Operating Capacity gal (ltr)	WIDTH @ centerline		DEPTH @ centerline	
		Top	Bottom	Top	Bottom
106 (401)	-	59 (1500)	49 1/2 (1260)	25 1/4 (640)	21 1/2 (545)

PLUMBING DIMENSIONS inches (mm)

A	B	Drain Diameter / Clearance
1 1/2 (40)	14 1/2 (368)	

ELECTRICAL DATA

Component	Specification	Requirement
Heated Blower (Air Bath)	10.5 AMP; 120V	1.5 AMP, 120V, separate circuit, Class A GFCI

NOTES:

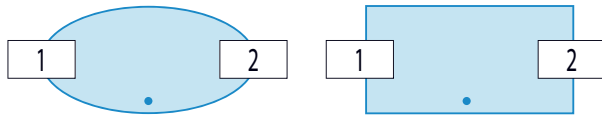
1) Where applicable, utilize cut-out templates packed with unit for deck cutouts.

2) 16 x 16 (405 x 405) minimum access required at pump/blower location(s).

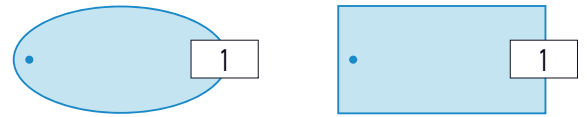
Each Serenity air bath is equipped with an air heating system to raise the temperature of the air entering the bath. This air temperature will be lower than the bathing temperature of the water, but will help reduce rapid decrease in water temperature. In addition, the air coming from the air jets will feel cool against the skin. This system does not heat the water.

AIR BATH

Center Drain Models

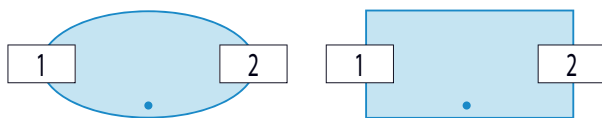


End Drain Models

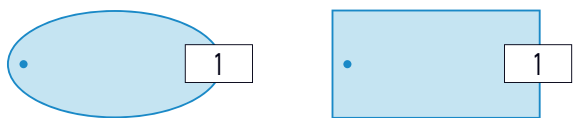


HOTSOAK

Center Drain Models

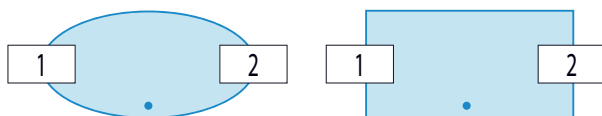


End Drain Models



DRIFTBATH

Center Drain Models



End Drain Models



Center Drain Models

