

SERENITY 14 – SERENITY SERIES

inches (mm)

72 x 39 1/4 x 22 3/4 (1830 x 995 x 580) • Fax on Demand #1198

SOAKER MODEL #A114AIR7240TO

AIR BATH MODEL #A114AIR7240

HOTSOAK MODEL #A114AIR7240HS



FEATURES (ALL MODELS)

- Deep bathing well
- Slip-resistant floor
- Pre-leveled ABS support base
- Lucite® cast acrylic surface
- Design styles from transitional to modern
- Limited lifetime warranty
- UL and IAPMO listed

OPTIONS

- Comfort pillow:
Biscuit, Black, White
- Cable drive waste & overflow:
Chrome, Oil Rubbed Bronze,
Polished Brass, Brushed Nickel,
Color Matched (Biscuit, Bone, White)
- Remote control kit (air bath only)
- Remote blower wiring kit
(air bath only)
- 1" Low Profile Deck (Skirt option not
available with Low Profile Deck)

AQUATIC ADVANTAGE

- National distribution
- 6 manufacturing facilities
- Private fleet
- Centralized customer service
- Field support
- 24-hour fax-on-demand

COLOR & TRIM OPTIONS

Stock	Premium
Almond	Black
Bone	Cashmere
Biscuit	Mexican Sand
White	Red
	Sandbar
	Sterling Silver

AVAILABLE SYSTEMS

AIR BATH

- Perimeter air channel lined with antimicrobial coating
- Variable-speed, heated-air blower and automated purge-and-dry cycle and water sensors
- Electronic control with wave and pulse features
- Chromatherapy
- Factory run-tested

HOTSOAK

- 2 low-profile circulation portals
- 1.5kW inline maintenance heater
- Quiet, run-dry safe pump
- Electronic one-touch off/on control
- Quiet pad anti-vibration pump mount
- Heatbent rigid PVC piping
- Factory run-tested

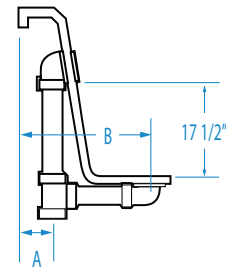
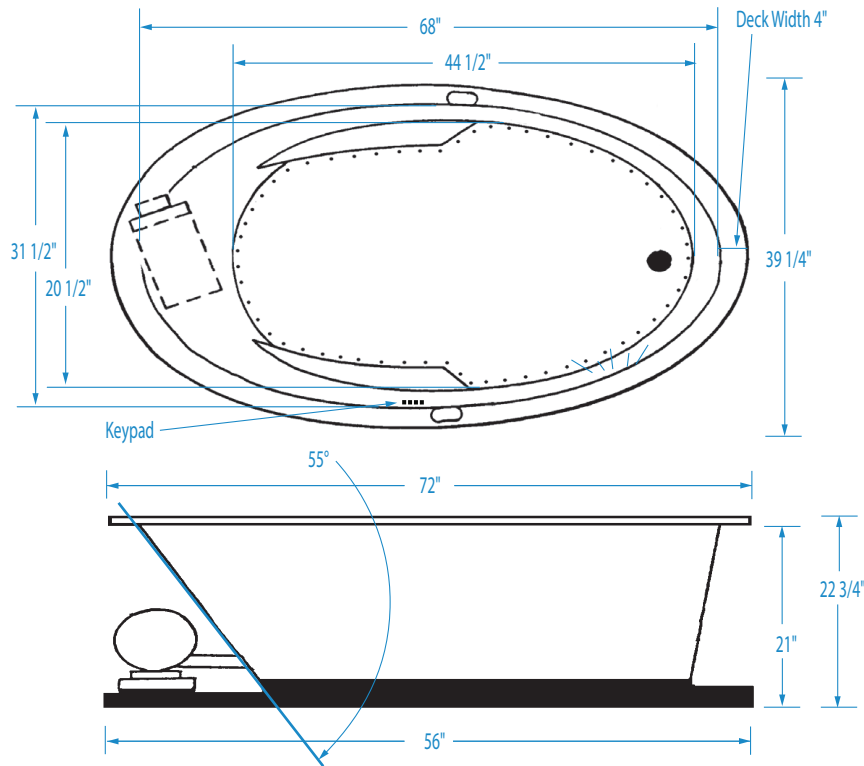


SERENITY 14

72 x 39 1/4 x 22 3/4 (1830 x 995 x 580)
inches (mm)



Note: Drop-in Serenity models feature a Pre-leveled ABS Support Base.



FEATURES lbs (kg) Dimensional Tolerance ± 3/8". Dimensions needed for site preparation should be measured from the unit. Aquatic assumes no responsibility for preparatory work.

Type and Model #	Material	System	Powered By	Heater	Controls	Drain	Pkg. Wt.
Soaker #AI14AIR7240TO	Acrylic	-	-	-	-	Universal	118 (53)
HotSoak #AI14AIR7240HS	Acrylic	Water circulation	Pump	1.5 kW Inline maintenance	Electronic	Universal	148 (67)
Air Bath #AI14AIR7240	Acrylic	Air channel	Variable speed blower	Integrated	Electronic	Universal	148 (67)

DIMENSIONS inches (mm)

Width Overall / Net	Depth Overall / Net	Height Overall / Net	Skirt Height
72 (1830)	39 1/4 (995)	22 3/4 (580)	-

SUMP DATA inches (mm)

Capacity to Overflow gal (ltr)	Min. Operating Capacity gal (ltr)	WIDTH @ centerline		DEPTH @ centerline	
		Top	Bottom	Top	Bottom
88 (333)	-	68 (1725)	44 1/2 (1130)	31 1/2 (800)	20 1/2 (520)

PLUMBING DIMENSIONS inches (mm)

A	B	Drain Diameter / Clearance
2 1/2 (65)	15 1/2 (395)	

ELECTRICAL DATA

Component	Specification	Requirement
Heated Blower (Air Bath)	10.5 AMP; 120V	15 AMP; 120V, separate circuit; Class A GFCI
Pump (HotSoak)	1/15 HP; 1.3 AMP; 120V	20 AMP; 120V, separate circuit; Class A GFCI
Heater (HotSoak)	1.5 kW; 12 AMP; 120V	

NOTES:

- 1) Where applicable, utilize cut-out templates packed with unit for deck cutouts.
- 2) 16 x 16 (405 x 405) minimum access required at pump/blower location(s).
- 3) For Low Profile Deck, framing height will need to be increased by an additional 1".
- 4) If a (3T) tiling flange is selected, then the keypad is located opposite of the flange.

Each Serenity air bath is equipped with an air heating system to raise the temperature of the air entering the bath. This air temperature will be lower than the bathing temperature of the water, but will help reduce rapid decrease in water temperature. In addition, the air coming from the air jets will feel cool against the skin. This system does not heat the water.

SERENITY

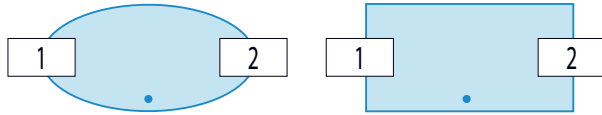
PUMP/BLOWER LOCATIONS

TECHNICAL SPECIFICATIONS

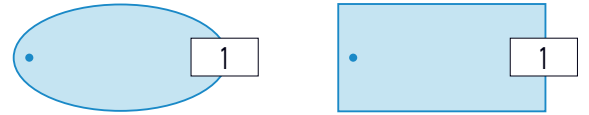
Air Bath • HotSoak • DriftBath

AIR BATH

Center Drain Models

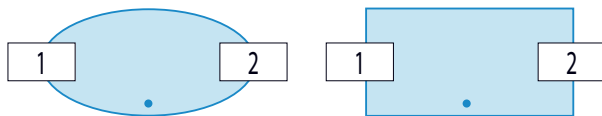


End Drain Models

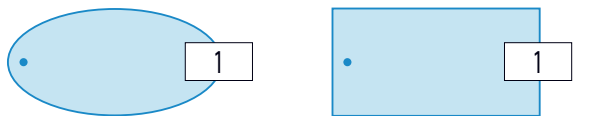


HOTSOAK

Center Drain Models

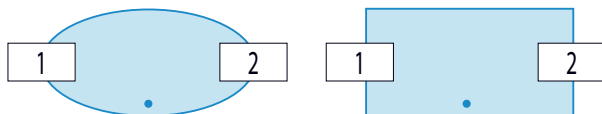


End Drain Models

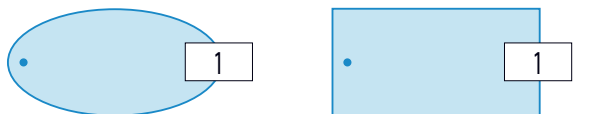


DRIFTBATH

Center Drain Models



End Drain Models



Center Drain Models

