

SERENITY 13 — SERENITY SERIES

inches (mm)

66 x 38 x 26 (1675 x 965 x 660) • Fax on Demand #1320

SOAKER MODEL #A113AIR6638FTO

AIR BATH MODEL #A113AIR6638F



Note: This model requires a remote blower location. Please refer to the owners manual for detailed installation instructions.

FEATURES (ALL MODELS)

- Deep bathing well
- Slip-resistant floor
- Lucite® cast acrylic surface
- Design styles from transitional to modern
- Limited lifetime warranty
- UL and IAPMO listed

OPTIONS

- Comfort pillow: Biscuit, Black, White
- Freestanding waste & overflow: Chrome, Oil Rubbed Bronze, Polished Brass, Brushed Nickel, White

AQUATIC ADVANTAGE

- National distribution
- 6 manufacturing facilities
- Private fleet
- Centralized customer service
- Field support
- 24-hour fax-on-demand

COLOR & TRIM OPTIONS

| Stock | Premium |
|---------|-----------------|
| Almond | Black |
| Bone | Cashmere |
| Biscuit | Mexican Sand |
| White | Red |
| | Sandbar |
| | Sterling Silver |

AVAILABLE SYSTEM

AIR BATH

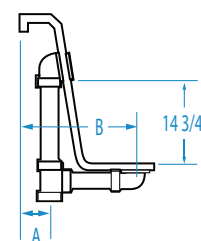
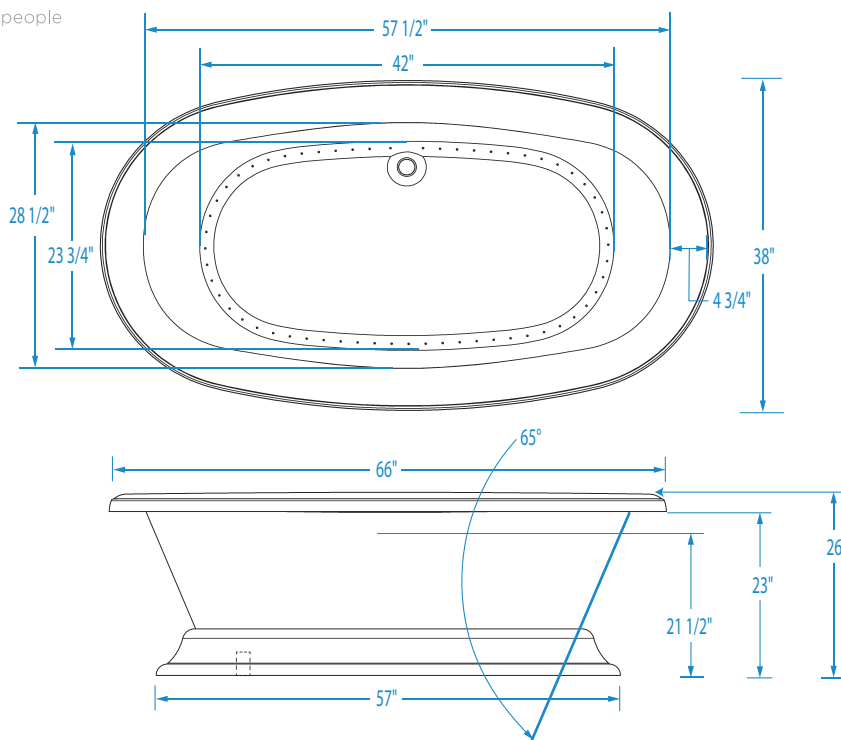
- Perimeter air channel lined with antimicrobial coating
- Variable-speed, heated-air blower and automated purge-and-dry cycle and water sensors
- Electronic control with wave and pulse features
- Factory run-tested

Note: The interior of bathing well and outside of bathing well can each be specified in a different color.



SERENITY 13

66 x 38 x 26 (1675 x 965 x 660)
inches (mm)



FEATURES lbs (kg) Dimensional Tolerance $\pm 3/8"$. Dimensions needed for site preparation should be measured from the unit. Aquatic assumes no responsibility for preparatory work.

| Type and Model # | Material | System | Powered By | Heater | Controls | Drain | Pkg. Wt. |
|------------------------|----------|-------------|-----------------------|--------|------------|--------------|-----------|
| Soaker #A113AIR6638FTO | Acrylic | — | — | — | — | Center Front | 309 (140) |
| Air Bath #A113AIR6638F | Acrylic | Air channel | Variable speed blower | Inline | Electronic | Center Front | 339 (154) |

DIMENSIONS inches (mm)

| Width Overall / Net | Depth Overall / Net | Height Overall / Net | Skirt Height |
|------------------------|------------------------|-------------------------|-----------------|
| 66 (1675) | 38 (965) | 26 (660) | — |

SUMP DATA inches (mm)

| Capacity to Overflow gal (ltr) | Min. Operating Capacity gal (ltr) | WIDTH @ centerline | | DEPTH @ centerline | |
|--------------------------------------|---|--------------------|-----------|--------------------|--------------|
| | | Top | Bottom | Top | Bottom |
| 61 (230) | — | 57 1/2 (1460) | 42 (1065) | 28 1/2 (725) | 23 3/4 (605) |

PLUMBING DIMENSIONS inches (mm)

| A | B | Drain Diameter / Clearance |
|------------|----------|-------------------------------|
| 3 1/2 (90) | 11 (280) | 2 (50) / 7 1/4 (185) |

ELECTRICAL DATA

| Component | Specification | Requirement |
|--------------------------|----------------|--|
| Heated Blower (Air Bath) | 10.5 AMP; 120V | 15 AMP; 120V, separate circuit; Class A GFCI |

NOTES:

1) Where applicable, utilize cut-out templates packed with unit for deck cutouts.

2) 16 x 16 (405 x 405) minimum access required at pump/blower location(s).

Each Serenity air bath is equipped with an air heating system to raise the temperature of the air entering the bath. This air temperature will be lower than the bathing temperature of the water, but will help reduce rapid decrease in water temperature. In addition, the air coming from the air jets will feel cool against the skin. This system does not heat the water.

SERENITY

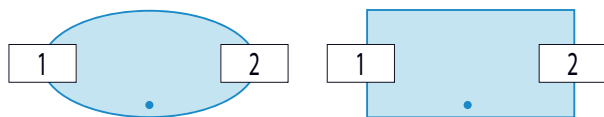
PUMP/BLOWER LOCATIONS

TECHNICAL SPECIFICATIONS

Air Bath • HotSoak • DriftBath

AIR BATH

Center Drain Models

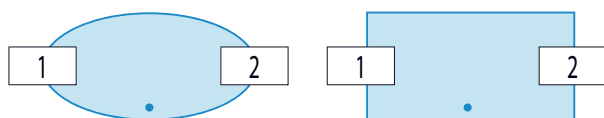


End Drain Models

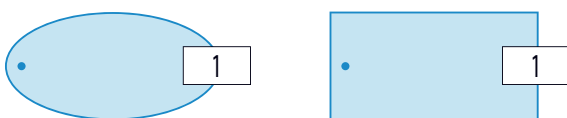


HOTSOAK

Center Drain Models

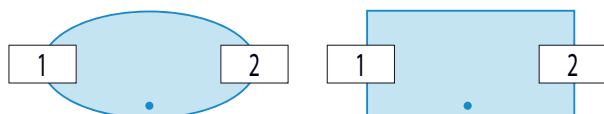


End Drain Models

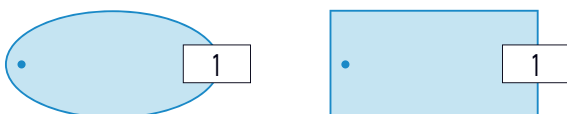


DRIFTBATH

Center Drain Models



End Drain Models



Center Drain Models

