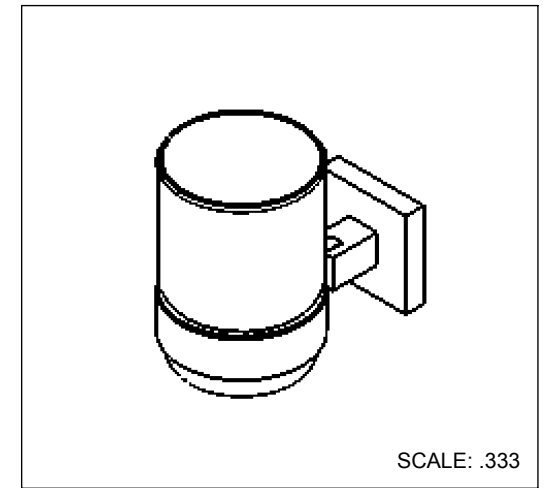
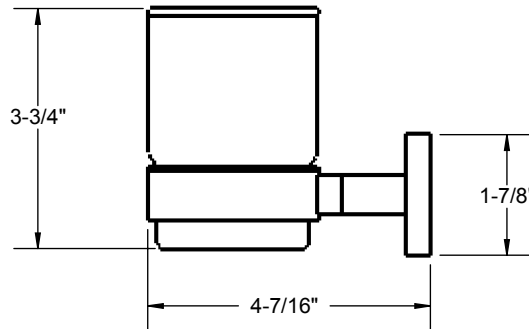
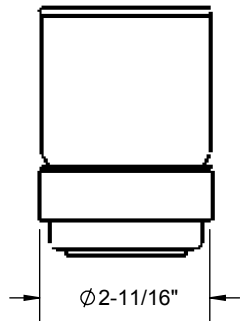
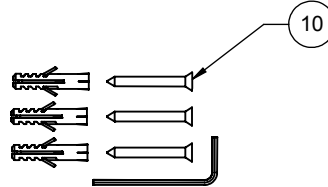
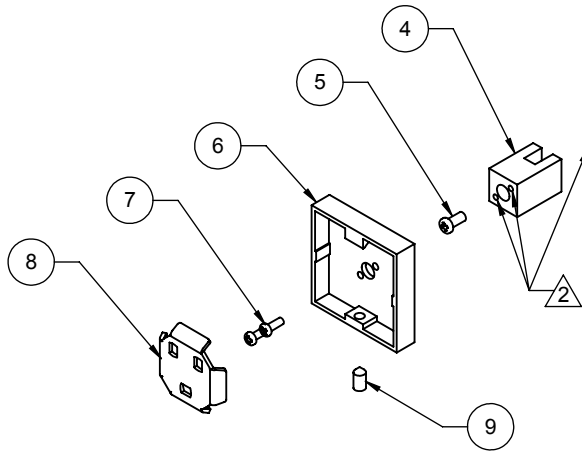
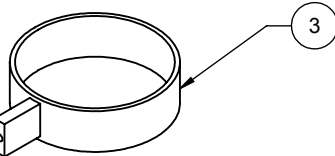
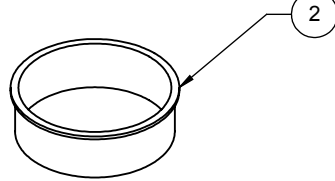
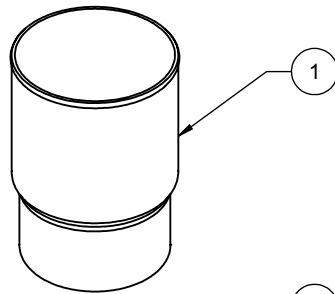


NOTES:
1. ZZ DENOTES FINISH

△ 2 APPLY LOCTITE 680 OR EQUIVALENT



SCALE: .333

BILL OF MATERIALS			
ITEM	PART NO.	DESCRIPTION	QTY.
1	881171-99	TUMBLER, TOOTHBRUSH, GLASS	1
2	10134-81	SLEEVE, SD/TU, ACCESS, SQ	1
3	10131-ZZ	SD/TU, ACCESS, SQ	1
4	10127-ZZ	POST, ACCESS, SQ	1
5	86019-90	SCREW, M4 X 0.7 X 8 PH PAN HD SS	1
6	10126-ZZ	FLANGE, WALL, ACCESS, SQ	1
7	86020-90	SCREW M3 X 0.5 X 8 PH PAN HD SS	2
8	10125-90	BRACKET, WALL ACCESS, SQ	1
9	86021-90	SET SCREW M5 X 0.8 X 10 SCKT HD CONE PT SS	1
10	6-200014-99	KIT, HDW, ACCESS, SQ	1
*	M408	CARTON, 7-1/2" X 7-1/2" X 3-1/4"	1

* = NOT SHOWN

PROPRIETARY & CONFIDENTIAL: THE INFORMATION CONTAINED IN THIS DRAWING IS THE SOLE PROPERTY OF CALIFORNIA FAUCETS. ANY REPRODUCTION IN PART OR AS A WHOLE WITHOUT THE WRITTEN PERMISSION OF CALIFORNIA FAUCETS IS STRICTLY PROHIBITED. ALL RIGHTS RESERVED.



REV	DESC	DATE	APPR'D
--	RELEASED	11/18/08	JW

TUMBLER HOLDER

NEXT ASM: 72-TU-ZZ	USED ON: 72-TU-ZZ	DWG NO. 72-TU-ZZ	REV -
DRAWN: C. WULF	11/18/08	SCALE: .333	SHEET 1 OF 1
APPR'D: J. WOJTASZEK	11/18/08		