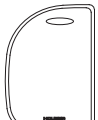


ENDURA SERIES

Cutting Board, Colander and Drying Tray



CB-1800



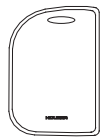
CB-2400



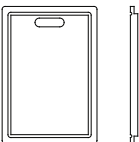
CB-2500



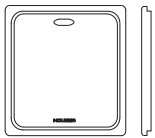
CB-3100



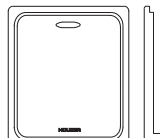
CB-3200



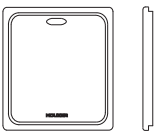
CB-3300



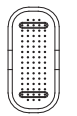
CB-4100



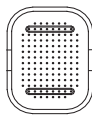
CB-4500



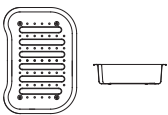
CB-4700



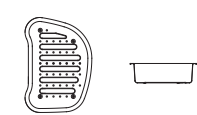
CL-1120



CL-1420



DT-3200



DT-3300

Cutting Board

Model	Width x Length	High	Fits
CB-1800	16-1/8" Dia	3/4" T	CF-1830, SCF-1830, SMR-3519
CB-2400	13-1/2" x 20-1/4"	3/4" T	MCS-3521SR, MG-3209, MS-2409, PMG-3322, PMS-2522, RMG-3322, RMS-2522, STS-1400
CB-2500	13-1/8" x 17"	3/4" T	All models except Medallion Designer, Club, Premiere, Premiere Reflection and Specialty
CB-3100	15" x 16-3/4"	3/4" T	A1722-7BS, A3322-65BS, EC-3208, ED-3108, ISL-3322, LCR-3221, MEC-3220, MD-3109, MGT-4120, MS-1708, PGT-4322, 1722-7BS, STE-2300, STD-2100, All Glowtone Double Dowl Models
CB-3200	13-1/2" x 19-3/4"	3/4" T	MC-3210, PMC-3322, RMC-3322, STC-2200SR
CB-3300	12-15/16" x 18-1/2"	1" T	BCS-2522, BCD-3322, BLS-3322
CB-4100	14-3/4" x 17-3/4"	1" T	CTD-3350, CTG-3200, CTO-3370, CTR-1700, CTS-2300, NOS-4100, NOG-4150, NOD-4200
CB-4500	14" x 20-1/4"	1" T	EPG-3300, EPO-3370
CB-4700	13-11/16" x 16-1/16"	1" T	NVS-5200

Colander

Model	Width x Length	High	Fits
CL-1120	7-1/16" x 15-3/16"	5-3/16" D	CS-1105, EHD-3118, LHD-3322, MG-3209, MGT-4120, PGT-4322, PMG-3322, RMG-3322
CL-1420	11-5/16" x 14-15/16"	5-3/16" D	CS-1407, MC-3210, PMC-3322, RMC-3322, STC-2200SR

Drying Tray, Plastic

Model	Width x Length	High	Fits
DT-3200	11-1/2" x 17-1/8"	2-1/4"	MH-3200, MGS-3018, MGT-4120, PGS-3122, PGT-4322, LHD-3322, All Elite Series, All Medallion Classic Series
DT-3300	11-1/4" x 17-1/8"	2-1/4"	MB-3300