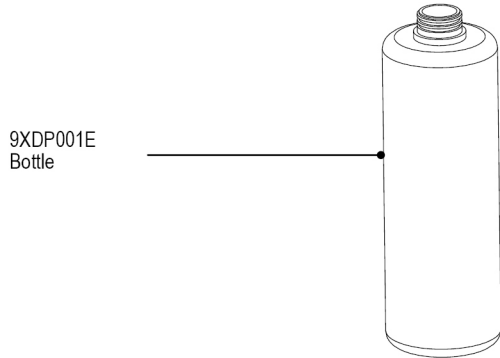


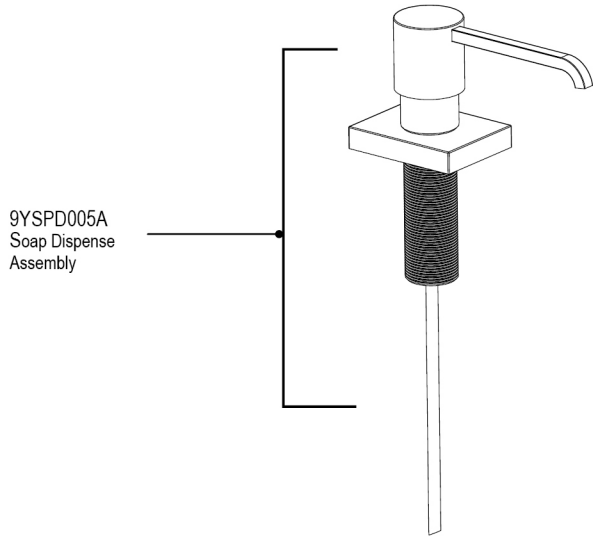


**ASSEMBLY INSTRUCTION****9YSDP005A****SOAM DISPENSER****9YSDP005A****REMOVAL OF FAUCET:**

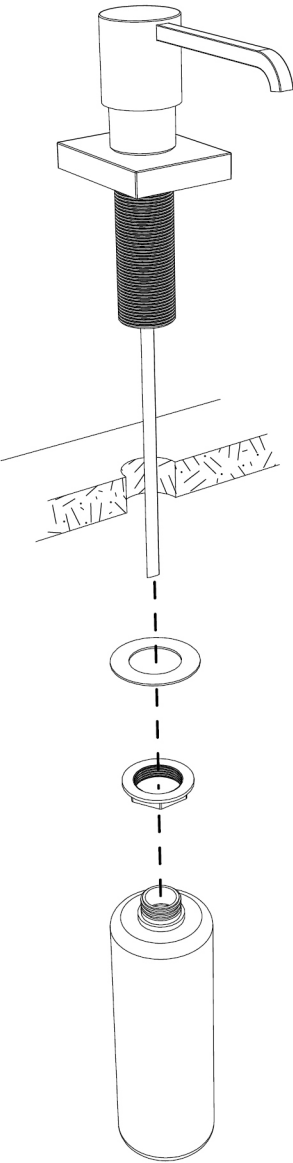
Always turn the water supply off before removing the existing faucet or disassembling a valve. Open both faucet handles to relieve water pressure and to ensure that the water has been successfully turned off.

**CARE OF FAUCET:**

The use of warm water and a soft cloth is all that is required to clean Rubinet products. The patina of our living finishes (Oil Rubbed Bronze & Tuscan Brass) will change as a result of normal use. Applying Mineral Oil on occasion will create a softer look, subtle color changes and character.

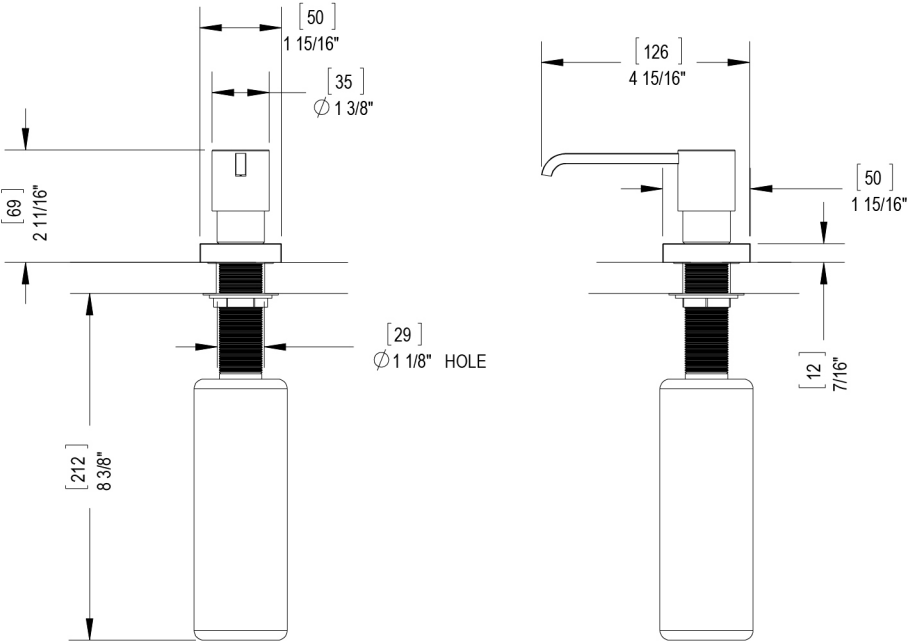


1



**FEATURES:**

- Brass construction with choice of 21 finishes



**CONTACT US:**

If you need assistance with installation, replacement parts or have any questions regarding your Rubinet product, please call a Customer Service representative at: 905-851-6781 toll free 1-800-461-5901 or visit [www.rubinet.com](http://www.rubinet.com)