

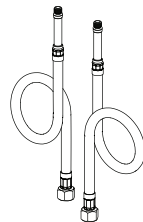
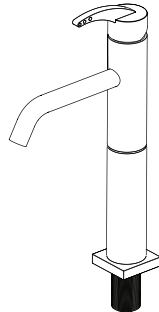
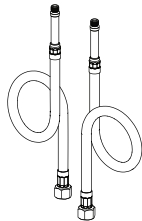
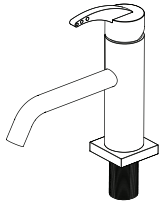
210520

THE **Rubinet** FAUCET COMPANY

ASSEMBLY INSTRUCTION

1MLAL - 1NLAL

SINGLE CONTROL LAVATORY SET



1MLAL



1NLAL

REMOVAL OF FAUCET:

Always turn the water supply off before removing the existing faucet or disassembling a valve. Open both faucet handles to relieve water pressure and to ensure that the water has been successfully turned off.

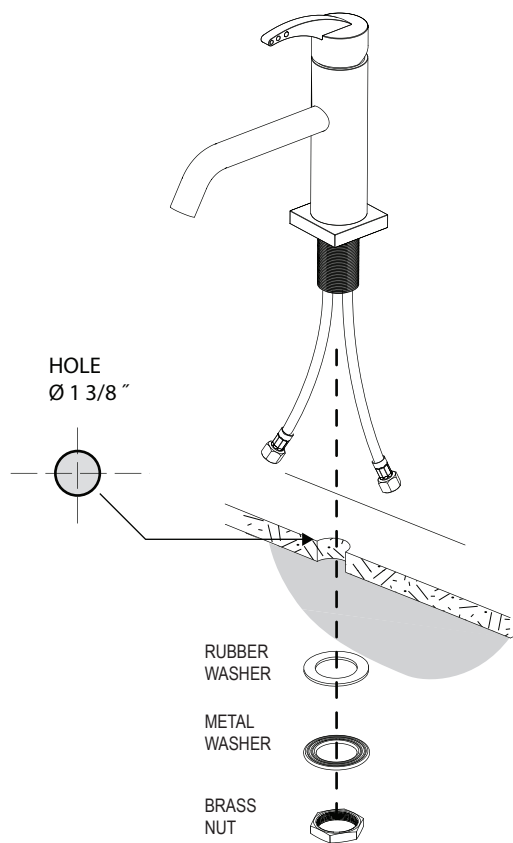
CARE OF FAUCET:

The use of warm water and a soft cloth is all that is required to clean Rubinet products. The patina of our living finishes (Oil Rubbed Bronze & Tuscan Brass) will change as a result of normal use. Applying Mineral Oil on occasion will create a softer look, subtle color changes and character.

CONTACT US:

If you need assistance with installation, replacement parts or have any questions regarding your Rubinet product, please call a Customer Service representative at: 905-851-6781 toll free 1-800-461-5901 or visit www.rubinet.com

1



2

