
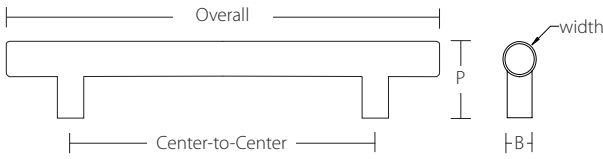

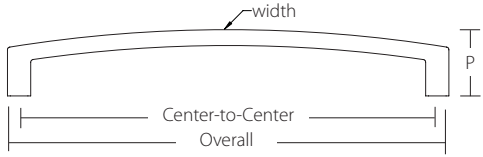



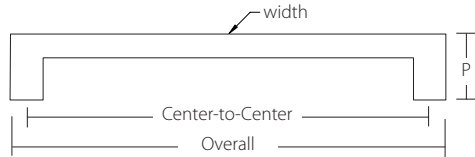
APPLIANCE PULLS


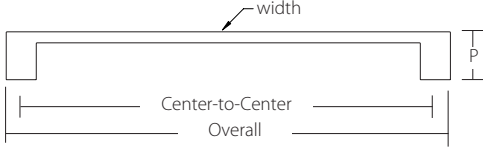
Technical Specifications

EMTEK

BAR APPLIANCE PULL		Product Code	C-to-C	Overall	Projection(P)	Width	Base (B)
		86351	12"	15 1/4"	2"	7/8"	3/4"
		86352	18"	21 1/4"	2"	7/8"	3/4"

BAUHAUS APPLIANCE PULL		Product Code	C-to-C	Overall	Projection(P)	Width	Base
		86345	12"	12 5/8"	1 7/8"	1"	5/8" x 1"
		86346	18"	18 5/8"	1 7/8"	1"	5/8" x 1"

TRAIL APPLIANCE PULL		Product Code	C-to-C	Overall	Projection(P)	Width	Base (B)
		86440	12"	13"	2"	5/8"	5/8" x 1"
		86441	18"	19"	2"	1 1/16"	1 1/16" x 1"

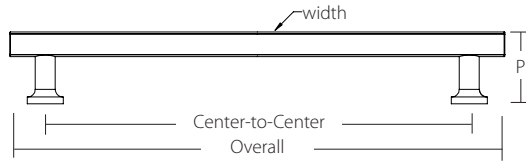
TRINITY APPLIANCE PULL		Product Code	C-to-C	Overall	Projection(P)	Width	Base
		86444	12"	12 7/8"	1 3/4"	7/8"	7/8" x 1"
		86445	18"	19 1/8"	1 3/4"	7/8"	1 1/8" x 1"

APPLIANCE PULLS

Technical Specifications

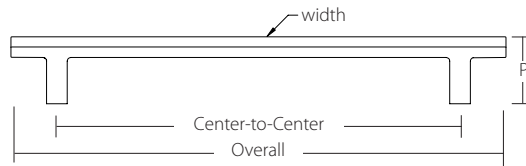
EMTEK

FREESTONE APPLIANCE PULL



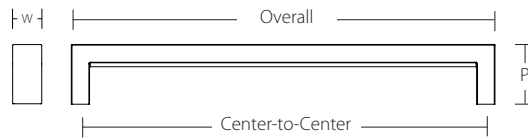
Product Code	C-to-C	Overall	Projection(P)	Width(W)	Base
87001	12"	14"	2"	1 $\frac{1}{16}$ "	1"
87002	18"	20"	2"	1 $\frac{1}{16}$ "	1"

MOD HEX APPLIANCE PULL



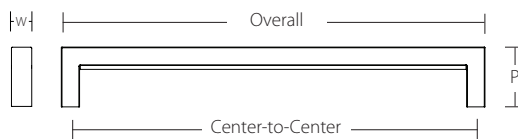
Product Code	C-to-C	Overall	Projection(P)	Width	Base
87003	12"	14 $\frac{3}{4}$ "	2"	1 $\frac{1}{16}$ "	$\frac{5}{8}$ "
87004	18"	20 $\frac{5}{8}$ "	2 $\frac{1}{8}$ "	$\frac{3}{4}$ "	$\frac{5}{8}$ "

KEATON APPLIANCE PULL



Product Code	C-to-C	Overall	Projection(P)	Width	Base
86721	12"	12 $\frac{1}{2}$ "	1 $\frac{3}{4}$ "	1"	$\frac{9}{16}$ " x 1 $\frac{1}{16}$ "
86722	18"	18 $\frac{1}{2}$ "	1 $\frac{3}{4}$ "	1"	1 $\frac{1}{16}$ " x 1 $\frac{1}{16}$ "

WARWICK APPLIANCE PULL



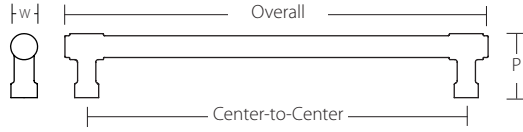
Product Code	C-to-C	Overall	Projection(P)	Width(W)	Base
86711	12"	12 $\frac{1}{2}$ "	1 $\frac{3}{4}$ "	$\frac{1}{2}$ "	$\frac{9}{16}$ "
86712	18"	18 $\frac{1}{2}$ "	1 $\frac{3}{4}$ "	$\frac{1}{2}$ "	$\frac{9}{16}$ "

APPLIANCE PULLS

Technical Specifications

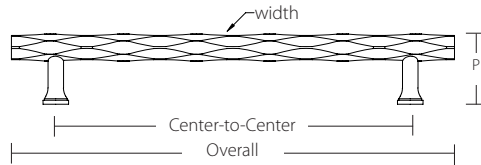
EMTEK

JASPER APPLIANCE PULL



Product Code	C-to-C	Overall	Projection(P)	Width(W)	Base
86693	12"	13 3/8"	1 7/8"	3/4"	3/4"
86694	18"	19 3/8"	1 7/8"	3/4"	3/4"

TRIBECA APPLIANCE PULL



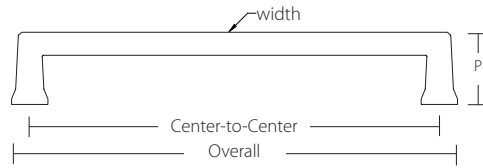
Product Code	C-to-C	Overall	Projection(P)	Width	Base
87005	12"	15"	2 1/8"	13/16"	3/4"
87006	18"	21"	2 1/8"	13/16"	3/4"

APPLIANCE PULLS

Technical Specifications

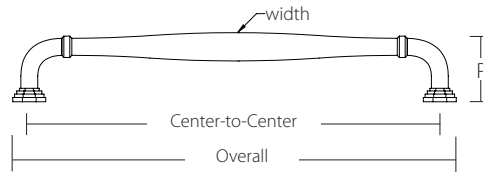
EMTEK

ALEXANDER APPLIANCE PULL



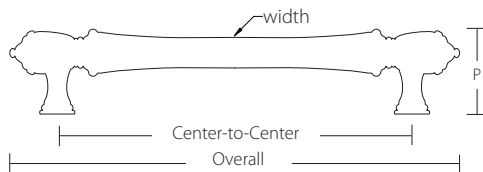
Product Code	C-to-C	Overall	Projection(P)	Width	Base
86442	12"	13"	2"	1/2"	1"
86443	18"	19"	2"	9/16"	1"

BLYTHE APPLIANCE PULL



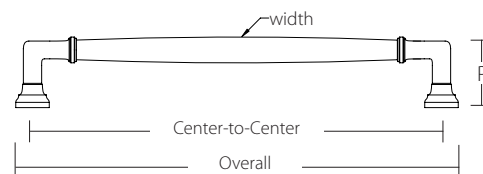
Product Code	C-to-C	Overall	Projection(P)	Width	Base
86910	12"	13"	2"	13/16"	1"
86911	18"	19"	2"	13/16"	1"

SPINDLE APPLIANCE PULL



Product Code	C-to-C	Overall	Projection(P)	Width	Base
86343	12"	14 5/8"	2 1/8"	3/4"	15/16"
86344	18"	20 5/8"	2 1/8"	3/4"	15/16"

WESTWOOD APPLIANCE PULL



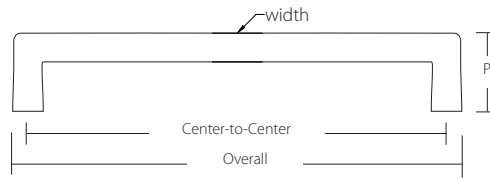
Product Code	C-to-C	Overall	Projection(P)	Width	Base
86912	12"	13"	2 1/8"	3/4"	1"
86913	18"	19"	2 1/8"	13/16"	1 1/16"

APPLIANCE PULLS

Technical Specifications

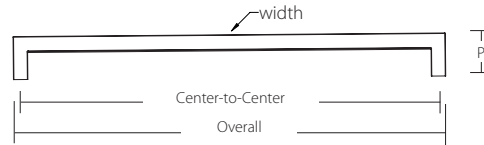
EMTEK

SANDCAST BRONZE RAIL APPLIANCE PULL



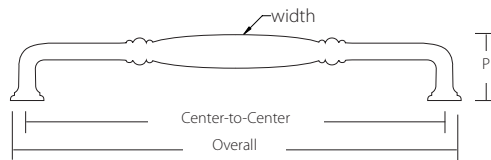
Product Code	C-to-C	Overall	Projection(P)	Width	Base
86349	12"	12 3/4"	2"	9/16"	13/16"
86350	18"	18 3/4"	2"	9/16"	13/16"

SANDCAST BRONZE RUSTIC MODERN RECTANGULAR APPLIANCE PULL



Product Code	C-to-C	Overall	Projection(P)	Width	Base
86674	12"	12 5/8"	1 3/4"	5/8"	5/8"
86675	18"	18 5/8"	1 3/4"	5/8"	5/8"

TUSCANY BRONZE FLUTED APPLIANCE PULL



Product Code	C-to-C	Overall	Projection(P)	Width	Base
86347	12"	12 7/8"	2"	1"	1"
86348	18"	18 7/8"	2"	1"	1"