

SONAR

Countertop Washbasin



DIMENSIONS

Length	39 6/16 inch
Width	16 9/16 inch
Height	5 11/16 inch

COLOUR AND FINISH

000 White

OPTIONS

136 - three tapholes USA/CAN, 8 inches apart

SPECIFICATION TEXT

Countertop Washbasin SONAR
 Saphirkeramik (unique extra strong ceramic material)
 Features:
 Rectangular basin, wall mounted
 With overflow slot, with tap bank
 Overflow channel glazed
 Undersurface ground
 Limited 5 year warranty

MOUNTING ACCESSORIES INCLUDED

Mounting set, part nr. 891940
 Template, part nr. 896341

MOUNTING ACCESSORIES EXCLUDED

Mounting set M 6/16" x 5 8/16" (M10 x 140 mm), part nr. 899882

Bowl depth (mm) : 100

Bowl length (mm) : 1000

Bowl position : Central

Bowl width (mm) : 310

Fixing kit : Included

Installation type : Vanity, Wall-hung

Internal Shape : Soft

Material : Saphirkeramik

Net weight (kg) : 21.5

Number of fixing points : 4

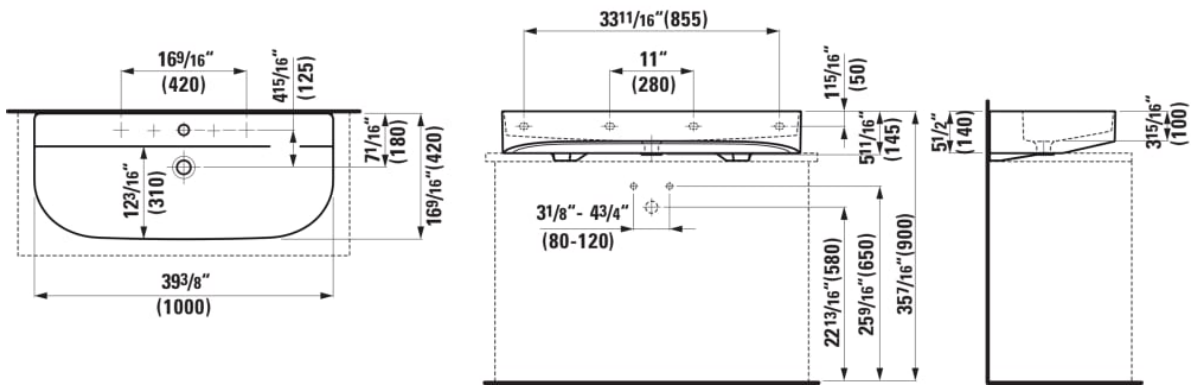
Shape : Soft



Taphole configuration : 3 Tapholes

Undersurface ground

Washbasin capacity (l) : 14

TECHNICAL DRAWINGS





SONAR

The internationally acclaimed and eclectic designer Patricia Urquiola reveals the third generation of LAUFEN's SaphirKeramik - she is taking this extraordinary material with great sensitivity into a third dimension - creating this new collection with the name: SONAR.

