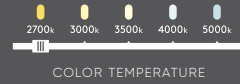


Excel

Our new LED Panel lights are more accessible than ever before. The sleek and minimal construction allows for the easiest of installations.

UPGRADE



Model	Size	Watts	Delivered lumens	LED lumens	CRI	Color °T	Voltage
5003-CC	3"	8 W	560 lm	640 lm	80	2700, 3000, 3500, 4000, 5000 K	120 V
5004-CC	4"	11 W	770 lm	880 lm			
5005-CC	5"	12 W	800 lm	980 lm			
5006-CC	6"	14 W	980 lm	1120 lm			
5004-DW*	4"	11 W	770 lm	880 lm		3000-2200 K	120 V

*Dim-to-warm technology, dims from 3000 K to 2200 K

Specifications

Every fixture includes a junction box with an integrated driver

Over 35,000 hours of service life

Can be daisy chained

Minimal heat emission

Edge lit technology

Cast aluminum construction

Switch-selectable CCT: 2700 K/3000 K/
3500 K/4000 K/5000 K

Easy-access CCT switch on panel wire

Very low profile

IC certification (suitable for direct
contact with insulation)

Air-tight certified as per ASTM E283-04

Suitable for wet locations

Ideal operating temperature: -20° to 40° C

Refer to website for dimmer compatibility

5-year warranty

Finish

- **BK** Black
(5004, 5005, 5006)
- **SN** Satin Nickel
(5004)
- **WH** White
(5003, 5004, 5005, 5006)

Note

Other Color °T and Finishes available, but may require MOQ's and longer lead times. Please contact your DALI representative for more information.

Order example

5005-CC-WH

White 5" round panel with
800 lumens at 3000 K

Accessories

REC-PT4-BB (5004-CC)

4" recessed panel trim in brushed brass

REC-PT4-BK (5004-CC)

4" recessed panel trim in black

REC-PT4-SN (5004-CC)

4" recessed panel trim in satin nickel

REC-EXT108

108" extension cable

RFP-23 (5003-CC)

Rough-in plate

RFP-46 (5004-CC, 5006-CC)

Rough-in plate

RFP-58 (5005-CC)

Rough-in plate

RFP-UNI (5003-CC, 5004-CC, 5006-CC)

Universal rough-in plate



5003-CC


Ø3 3/8"



Ø3 3/4" x 0.5"

5004-CC


Ø4 1/4"



Ø4 3/4" x 0.5"

5005-CC

Ø5 3/8"



Ø5 7/8" x 0.5"

5006-CC

Ø6 1/2"



Ø6-13/16" x 0.5"