

# Roma

PTXRMA6728

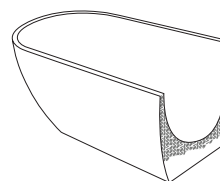
66<sup>7</sup>/<sub>8</sub>" L x 28<sup>3</sup>/<sub>8</sub>" W x 26" H

1 other size available

PTXRMA6228 62<sup>1</sup>/<sub>4</sub>" L x 28<sup>3</sup>/<sub>8</sub>" W x 25<sup>1</sup>/<sub>4</sub>" H



Tub Finish	<input type="radio"/> White Gloss
Drain Finish	<input type="radio"/> Glossy White
Material	Acrylic
Slope of Backrest	129°
Water Depth	14 <sup>1</sup> / <sub>8</sub> "
Capacity	57G
Weight	103.6lbs
Shipping Weight	123.5lbs

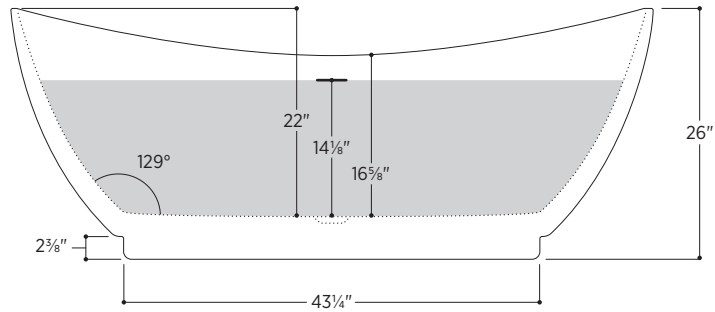
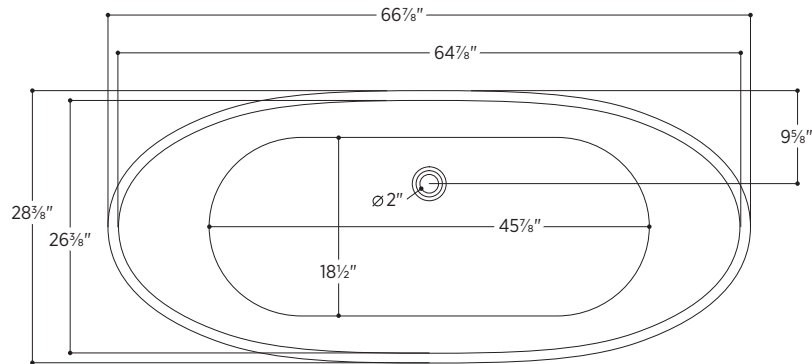


#### **Foam Insulation** *optional*

- Foam gives an added layer of solidity to the tub
- It reduces the noise level when filling
- It keeps the water warm longer

# Roma

PTXRMA6728



All measurements are approximate and for comparison only. Please note that these dimensions and specifications are subject to change without notice.

Install this product according to the installation guide. Floor support under bath must provide for a minimum of 995lbs. Installation may vary. Our products must be installed by certified professionals only and according to our installation guide, as well as federal, provincial/state and local building codes and regulations.

Codes/Standards Applicable:  
Meets or exceeds ANSI/ASME standard Z124.1.2  
and CAN/CSA B 45 requirements  
IAPMO/UPC/cUPC

5 Year Warranty for Residential Use

