

## FLOATING CONCRETE SINKS

### 30" ADA FLOATING CONCRETE HALF-TROUGH SINK

SKU: FLO-30C-ADA

- Size: 30" x 21" x 5" / HT-2013 Sink ID: 20" x 13" x 5.5"
- This sink meets ADA Accessibility Guidelines
- 8 concrete color options
- Grid drain and 6" tailpiece included in Polished Chrome - available in 3 other finishes
- Standard Faucet & Soap Hole Configurations (customizable):
  - 0 Holes: wall-mount faucet
  - 1 single faucet hole or triple-hole set: centered on sink basin
  - Soap hole (optional): 5" minimum to left or right of faucet hole
  - Triple-hole set = 8" spread
  - Hole diameter = 1 3/8"
  - Hole(s) centered 2 1/4" off back of sink basin
- Sink does not have overflow hole
- Mounts to wall studs with 2 brackets (SKU: FSB-L, sold separately).  
*Refer to Bracket Mounting Instructions sheet for more details.*
- Handmade in the USA

CONCRETE COLORS



Compliances & Certifications

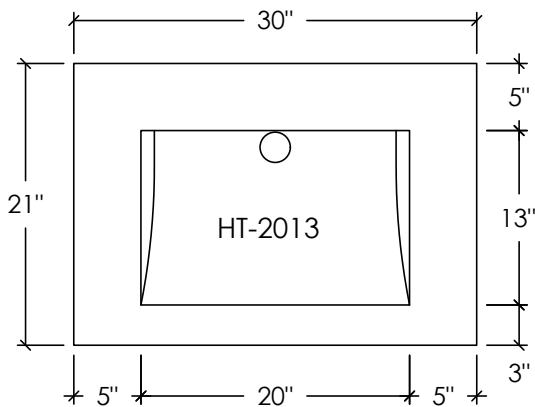


ICC A117.1

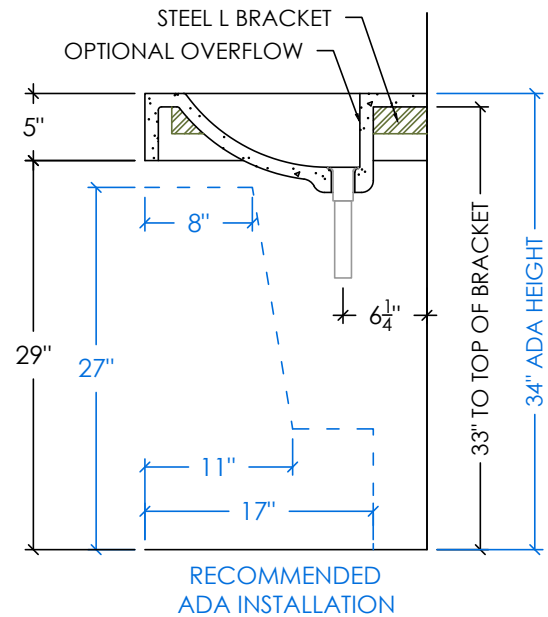


CSA B45/IAPMO Z403  
ASME A112.18.2/CSA B125.2

PLAN VIEW

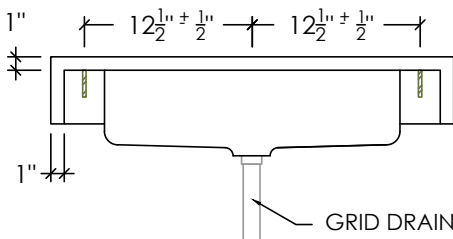


RIGHT SECTION



REAR ELEVATION

L BRACKET LOCATION RANGE (SEE BRACKET MOUNTING INSTRUCTIONS)



GRID DRAIN ASSEMBLY:  
TAILPIECE = 1 1/4" DIAM x 6" LENGTH  
(4 FINISHES)