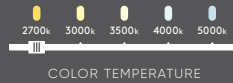


High-powered commercial downlight

Dals' new high-powered recessed downlight is a go-to for your commercial projects. With its five color temperatures to choose from, a cast aluminum housing, high lumen output, and indoor/outdoor rating, this can be installed just about anywhere. From clinics to schools and hotels to boutiques, this is the only slim recessed fixture you will need.



Model	Size	Watts	Delivered lumens	LED lumens	CRI	Color °T	Voltage
HPD4-CC	4"	20 W	1415 lm	1555 lm	90	2700, 3000, 3500, 4000, 5000 K	120 V
HPD6-CC	6"	30 W	2100 lm	2310 lm			
HPD8-CC	8"	40 W	2600 lm	2850 lm			

Specifications

Every fixture includes a junction box with an integrated driver
 Over 50,000 hours service life
 Switch-selectable CCT: 2700 K/3000 K/3500 K/4000 K/5000 K
 Smooth 360° wide spread
 90° beam angle
 Cast aluminum construction
 Suitable for wet locations
 Compatible with TRIAC, ELV and 0-10 V dimmers
 Refer to website for dimmer compatibility
 IC certification (suitable for direct contact with insulation)
 Air-tight certified as per ASTM E283-04
 5-year warranty

Finish

○ **WH** White

Options

HPD4-CC-V-WH

4" high-powered downlight with input for 0/10V, 120-277-347V

HPD6-CC-V-WH

6" high-powered downlight with input for 0/10V, 120-277-347V

HPD8-CC-V-WH

8" high-powered downlight with input for 0/10V, 120-277-347V

Accessories

RFP-46 (HPD4, HPD6)

Rough-in plate

RFP-58 (HPD8)

Rough-in plate

Order example

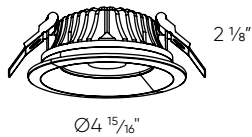
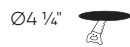
HPD6-CC

Dimmable 6" high-powered commercial downlight in a white finish

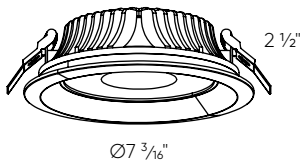
Note

Other Color °T and Finishes available, but may require MOQ's and longer lead times. Please contact your DALI representative for more information.

HPD4-CC



HPD6-CC



HPD8-CC

