


IMPACT SHOWER BASES 4832 LEAK-BARRIER

47 3/4" x 31 7/8" x 4 1/16"



GENERAL OPTIONS

Acrylic Colors: White

COMPATIBLE DOORS 4832 ALCOVE

AZELIA 48 (front panels only)

Chrome/Clear

EXALT 48 (front panels only)

Chrome/Clear

EXALT BLACK 48 (front panels only)

Black/Clear

SELLA 42 (front panels only)

Chrome/Clear

COMPATIBLE DOORS 4832 CORNER

AZELIA 3248 (front panels and return glass panel)

Chrome/Clear

EXALT 3248 (front panels and return glass panel)

Chrome/Clear

EXALT BLACK 3248 (front panels and return glass panel)

Chrome/Clear

SELLA 3248 (front panels and return glass panel)

Chrome/Clear

PRODUCT DESCRIPTION:

Contemporary style

Integrated tiling flange

Acrylic thermoformed and reinforced with fiberglass
Leak-barrier

48hrs/5 days

BOX SIZE:

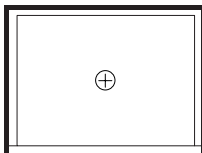
48" x 32" x 4 1/2"

NET WEIGHT:

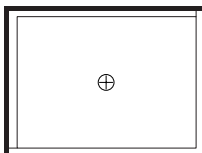
34 lbs

GROSS WEIGHT:

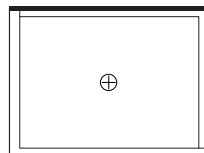
45 lbs



21.16864.0082.10



21.16864.0087.10



21.16864.0086.10



Certification ECORESPONSIBLE
First manufacturer of bathroom products in
North America to be certified ecoresponsible.



Produits Neptune
Rouge

6835, rue Picard, Saint-Hyacinthe (Québec) J2S 1H3
Téléphone: (450) 773-7058 - produitsneptune.com

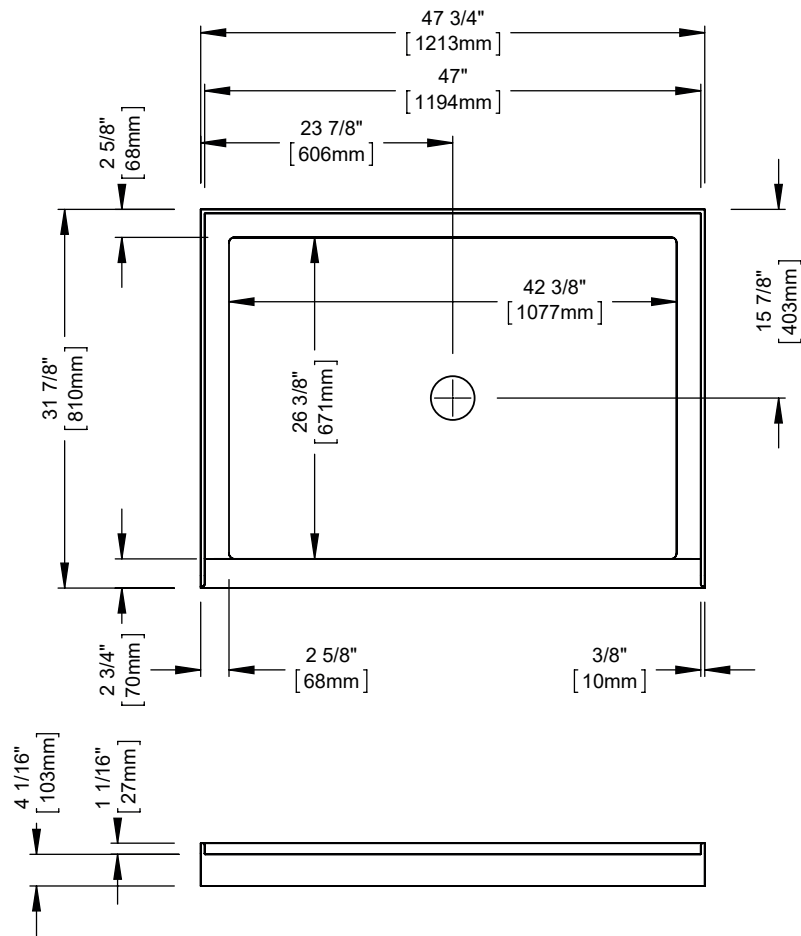
REV: 11-20



Produits Neptune
Rouge

IMPACT 4832 3B

Shower base



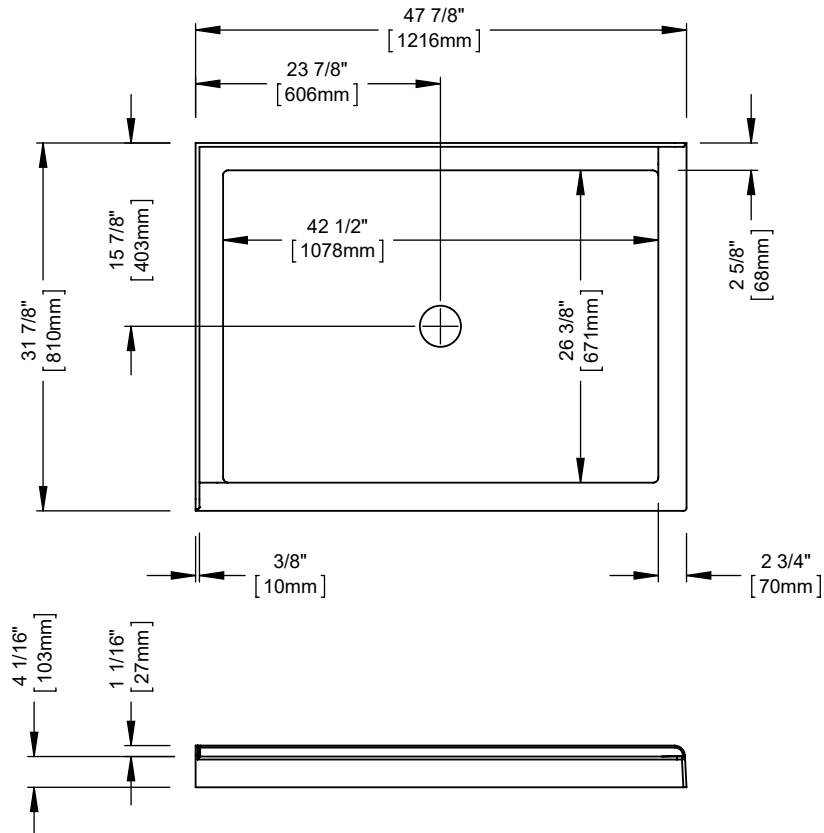
*All dimensions are approximate and subject to change without notice
Please refer to the installation guide before beginning the installation



Produits Neptune
Rouge

IMPACT 4832 2BG

Shower base



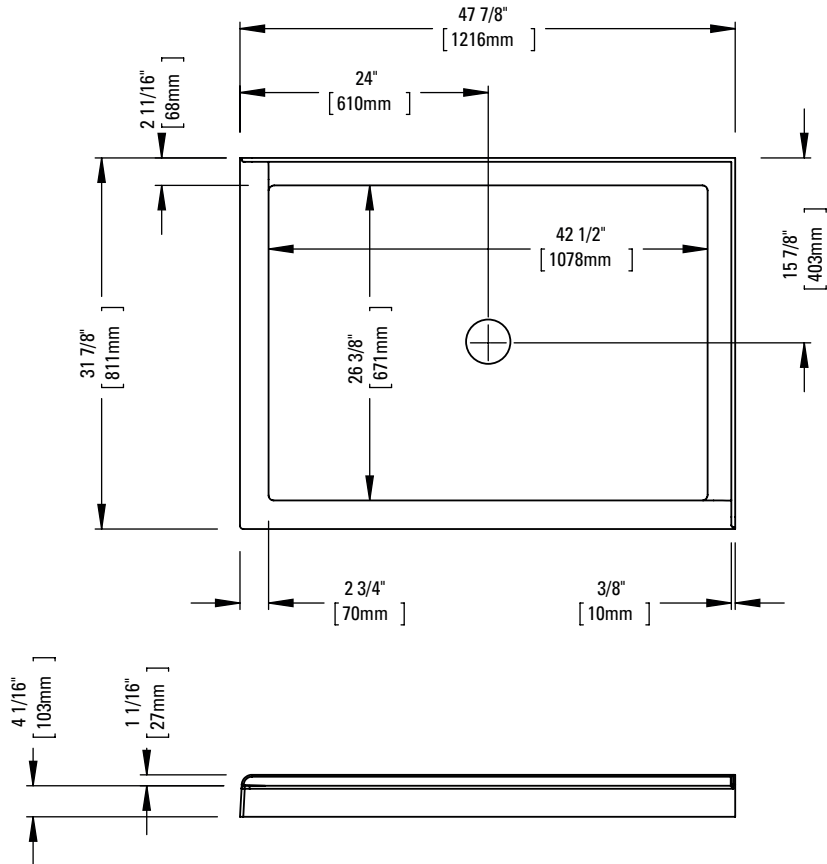
*All dimensions are approximate and subject to change without notice
Please refer to the installation guide before beginning the installation



Produits Neptune
Rouge

IMPACT 4832 2BD

Shower base



*All dimensions are approximate and subject to change without notice
Please refer to the installation guide before beginning the installation