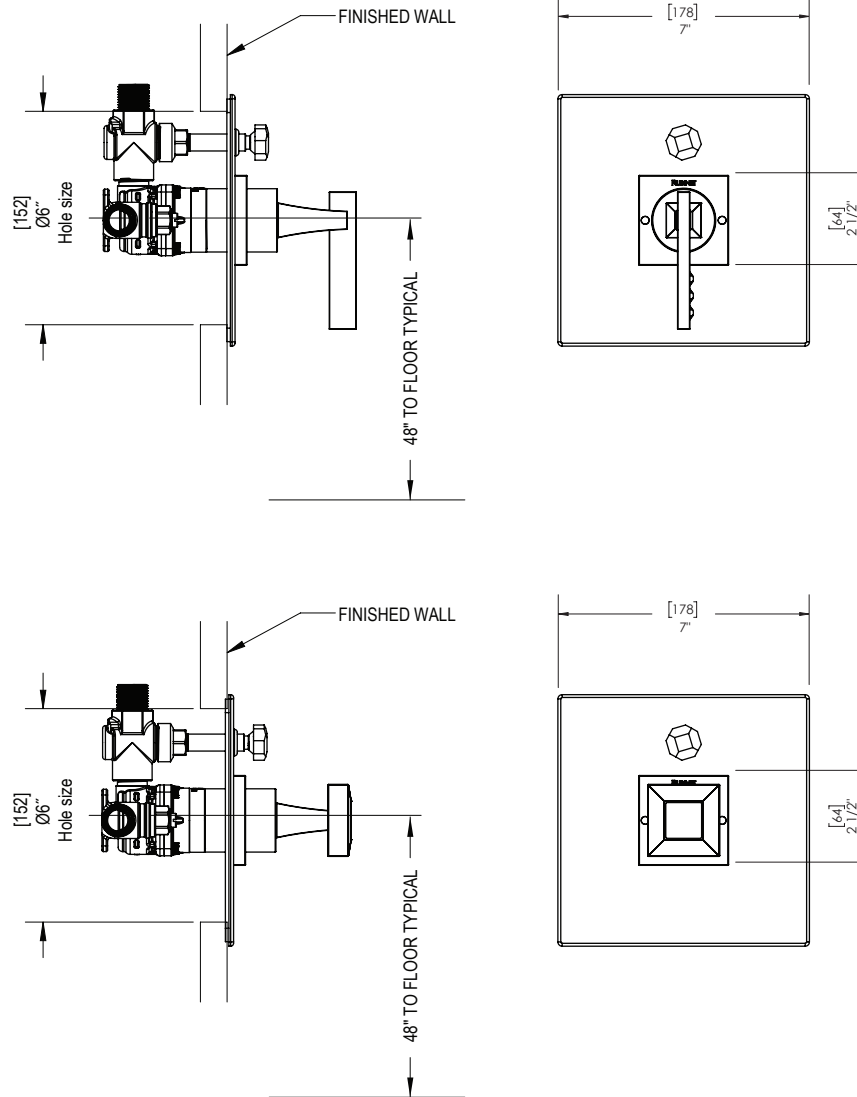


FEATURES:

- Brass construction with choice of 21 finishes
- Single Handle Control cycles from Cold to Hot
- High temperature Limit Stop
- 20 psi minimum operating pressure, 125psi maximum



CONTACT US:

If you need assistance with installation, replacement parts or have any questions regarding your Rubinet product, please call a Customer Service representative at: 905-851-6781 toll free 1-800-461-5901 or visit www.rubinet.com

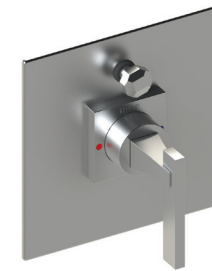
170207

THE **Rubinet** FAUCET COMPANY

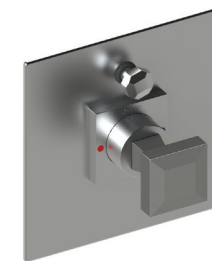
ASSEMBLY INSTRUCTION

2YICL or Q

VALVE ONLY PRESSURE BALANCE WITH DIVERTER & STOPS



2YICL



2YICQ

REMOVAL OF FIXTURE:

Always turn the water supply off before removing the existing fixture or disassembling a valve. Open all handles to relieve water pressure and to ensure that the water has been successfully turned off.

CARE OF FIXTURE:

The use of warm water and a soft cloth is all that is required to clean Rubinet products. The patina of our living finishes (Oil Rubbed Bronze & Tuscan Brass) will change as a result of normal use. Applying Mineral Oil on occasion will create a softer look, subtle color changes and character.

