

CLOUD 21-5/8" WALL HUNG

Cat.No.
CL4-221



Faucet Not Included

W: 21-5/8"
D: 16-3/4"
H: 4-3/8" front, 6" back

Interior Dimensions:

Basin interior:	19-3/8" x 11"
Basin depth from drain to rim:	3-3/4"
Basin depth from cover plate to rim:	3-3/8"
Mount holes cc:	11"
Back of basin to center of faucet:	2"
Back of basin to center of drain:	8"
Faucet hole diameter:	1-3/8"
Faucet hole stand:	3"

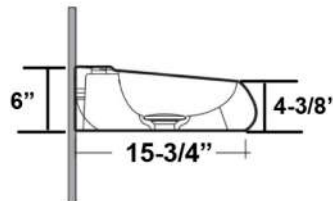
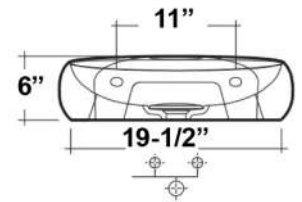
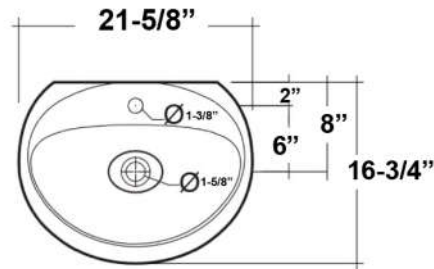
Features:

- ▶ Made of Vitreous China
- ▶ Available for 1 hole
- ▶ Mounting Hardware Included
- ▶ For ease installation order hangers (pair) or bracket (one)
- ▶ No overflow
- ▶ RAK name on sink
- ▶ Includes white drain cover
- ▶ For use with 55300 or 55320 lavatory trap
- ▶ Available in matte (CL4-221WHMT) or gloss (CL4-211WH)

Colors:

WH White
WHMT White Matte

Compliance Certification
Meets or exceeds the following specifications: ASME A112.19.2 2018 and CSA B45.1-18 for ceramic plumbing fixtures.



Dimensions of fixture are nominal and may vary within the range of tolerances established by ASME Standard A112.19.2-2018. Dimensions and specifications subject to change without notice.