

**CHAPAL  
70" COPPER DOUBLE  
SLIPPER TUB**

Cat. No.  
COTDSN70B-BLP



L: 69-1/2"  
W: 31"  
H: 28-1/2" to 28-3/4"

Rim: 2 1/2" W

Water depth: 15-1/2" to overflow

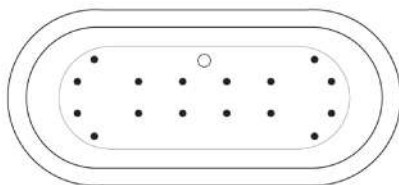
**The following is recommended for COTDS tubs without faucet holes:**

- Faucet: **Part #4602, 7393 or 7410**
- Freestanding bath supplies: **Part# 4502**
- Leg tub drain: **Part# 5599LT**



Overflow can be drilled.  
With overflow drilled this tub  
requires drain 5599 E.  
**Tubs that have been  
drilled with overflow are  
"special order" and  
are not returnable.**

Gallon Capacity without OF:	54
Gallon Capacity with OF:	44
Shipping Weight:	179 lbs.
Empty Weight:	94 lbs.
Filled Weight without OF:	544.9 lbs.
Filled Weight with OF:	545 lbs.



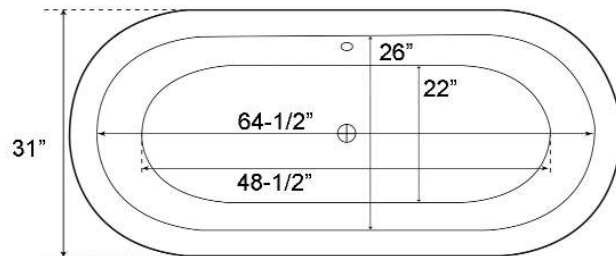
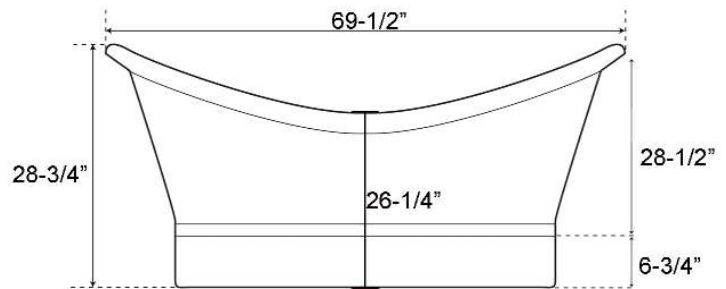
(Air jet configuration if system is added,  
more info on page 2.)

**Features:**

- ▶ Constructed of 16 gauge copper  
(Copper is a living finish and will patina over time)
- ▶ Smooth black copper exterior and shiny interior
- ▶ Hand polished
- ▶ No faucet holes
- ▶ No overflow
- ▶ Decorative base included
- ▶ Drain is in the center of the tub
- ▶ Hand-crafted construction makes each tub unique
- ▶ **New:** Air jet system now available, more info on page 2

**Tub Finishes:**


**BLP** Black Copper/ Polished Interior



Dimensions and specifications subject to change without notice.

# BATHTUB AIR JET KIT

Cat. No.  
AIR KIT 1, AIR KIT 2



- A** AIR JET - Bottom air jets for maximum bubble action.
- B** BLOWER - The heart of the massage system.
- C** MANIFOLD - Double back flow security prevention device.
- D** FLEXIBLE PVC HOISING - IAPMO certified.
- E** MAIN AIR INTAKE HOSE - High temperature and pressure resistant.

## Features:

- ▶ 750 Watt blower motor operates system
- ▶ 300 Watt air heater warms air
- ▶ System powered by 120V
- ▶ 16 brass air jets placed in bottom of tub
- ▶ Each air jet has 24 holes
- ▶ Air jet caps available in white (AIR KIT 1) or black (AIR KIT 2)
- ▶ Includes 1 1/4" x 3' main air hose plus 1 1/4" x 9' extension hose
- ▶ Automatic system purge after each use
- ▶ Automatic safety timer turns off system after 20 minutes
- ▶ Includes water tight remote control
- ▶ Compatible with most acrylic, copper and resin tubs with no feet
- ▶ Not available with cast iron tubs or tubs with feet

**Air Kit is installed in tub before shipment**

## INSIDE TUB VIEW - WILL VARY BY TUB DESIGN




Air Jet

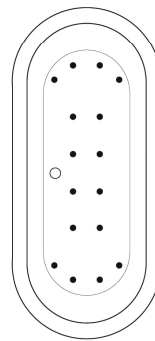


Remote

**Oval bathtub**  
Sample jet configuration




with end drain

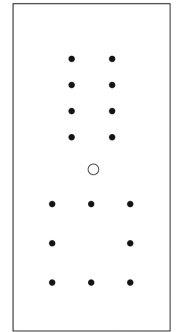


with center drain

**Rectangular bathtub**  
Sample jet configuration

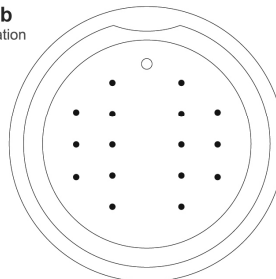


with end drain



with center drain

**Round bathtub**  
Sample jet configuration



These diagrams are general representations.  
Jet placement may vary dependent on tub shape

### Features:

(16) Maxi Air Jets



Elbows for air jets



Tees for air jets