

**PIPER  
71" ACRYLIC  
FREESTANDING TUB**

Cat. No.  
ATOV7H71WIG-XX



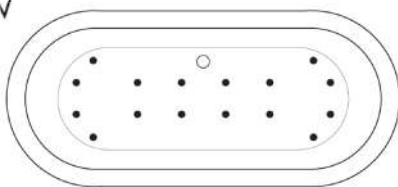
L: 70-3/4"  
W: 45-1/4"  
H: 23-1/4"

Water depth: 17-3/8" to top of tub  
Water depth: 14-3/8" to overflow  
Overflow slot: 3" under tub rim  
Center of drain to back of tub: 10-1/4"

**The following is recommended for ATOV7H71WIG:**  
•Faucets: part #4601,4603,4062,or 4064

Gallon Capacity : 74  
Shipping Weight: 256 lbs.  
Empty Weight: 97 lbs.  
Filled Weight : 715 lbs.

**Custom Colors Available**  
(inside of tub is always white enamel): Painted bathtubs are considered "special order" and are not returnable \$160 Bisque or Black \$250 Designer Color



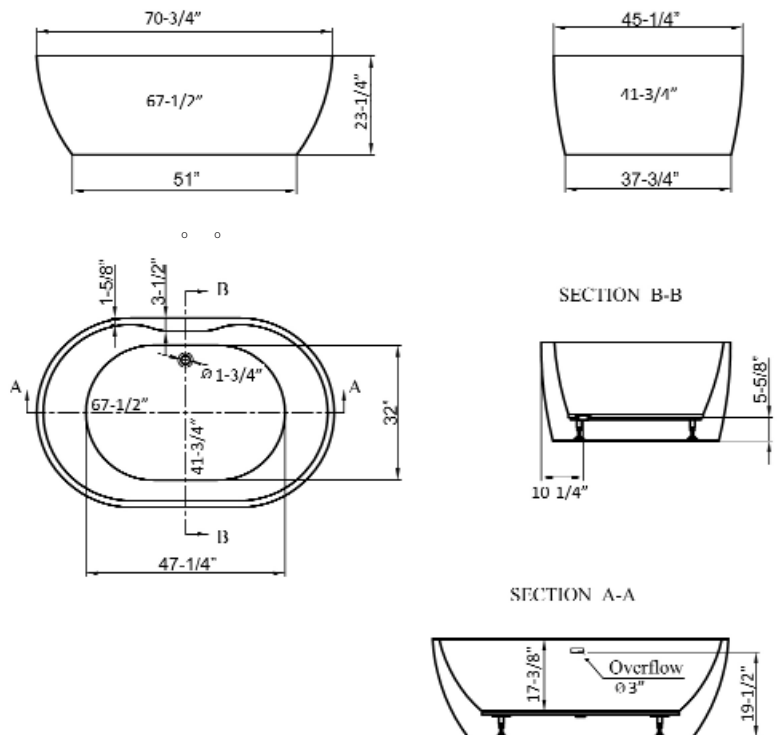
(Air jet configuration if system is added, more info on page 2.)

**Features:**

- ▶ Acrylic construction for lighter weight
- ▶ Overflow slot with integrated drain
- ▶ Drain and overflow covers included (available in 7 finishes)
- ▶ 7" Centers on rim
- ▶ Rim 1-5/8"
- ▶ Requires flexible supplies
- ▶ Tub is thoroughly inspected before shipment
- ▶ Option to add foam insulation between tub walls available
- ▶ **New:** Air jet system now available, more info on page 2

**Finishes:**

CP	Polished Chrome	PN	Polished Nickel
BN	Brushed Nickel	WH	White
ORB	Oil Rubbed Bronze	MB	Matte Black
		PB	Polished Brass



# BATHTUB AIR JET KIT

Cat. No.  
AIR KIT 1, AIR KIT 2



- A** AIR JET - Bottom air jets for maximum bubble action.
- B** BLOWER - The heart of the massage system.
- C** MANIFOLD - Double back flow security prevention device.
- D** FLEXIBLE PVC HOSEING - IAPMO certified.
- E** MAIN AIR INTAKE HOSE - High temperature and pressure resistant.

**Air Kit is installed in tub before shipment**

## Features:

- ▶ 750 Watt blower motor operates system
- ▶ 300 Watt air heater warms air
- ▶ System powered by 120V
- ▶ 16 brass air jets placed in bottom of tub
- ▶ Each air jet has 24 holes
- ▶ Air jet caps available in white (AIR KIT 1) or black (AIR KIT 2)
- ▶ Includes 1 1/4" x 3' main air hose plus 1 1/4" x 9' extension hose
- ▶ Automatic system purge after each use
- ▶ Automatic safety timer turns off system after 20 minutes
- ▶ Includes water tight remote control
- ▶ Compatible with most acrylic, copper and resin tubs with no feet
- ▶ Not available with cast iron tubs or tubs with feet

## INSIDE TUB VIEW - WILL VARY BY TUB DESIGN




Air Jet

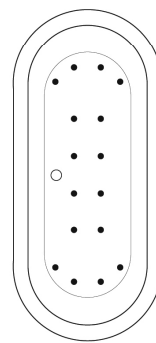


Remote

**Oval bathtub**  
Sample jet configuration

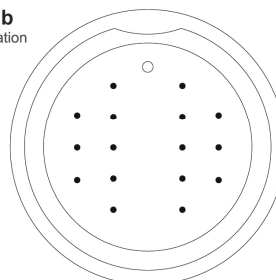


with end drain




with center drain

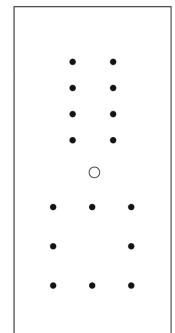
**Round bathtub**  
Sample jet configuration



**Rectangular bathtub**  
Sample jet configuration



with end drain



with center drain

These diagrams are general representations.  
Jet placement may vary dependent on tub shape

### Features:

(16) Maxi Air Jets



Elbows for air jets



Tees for air jets