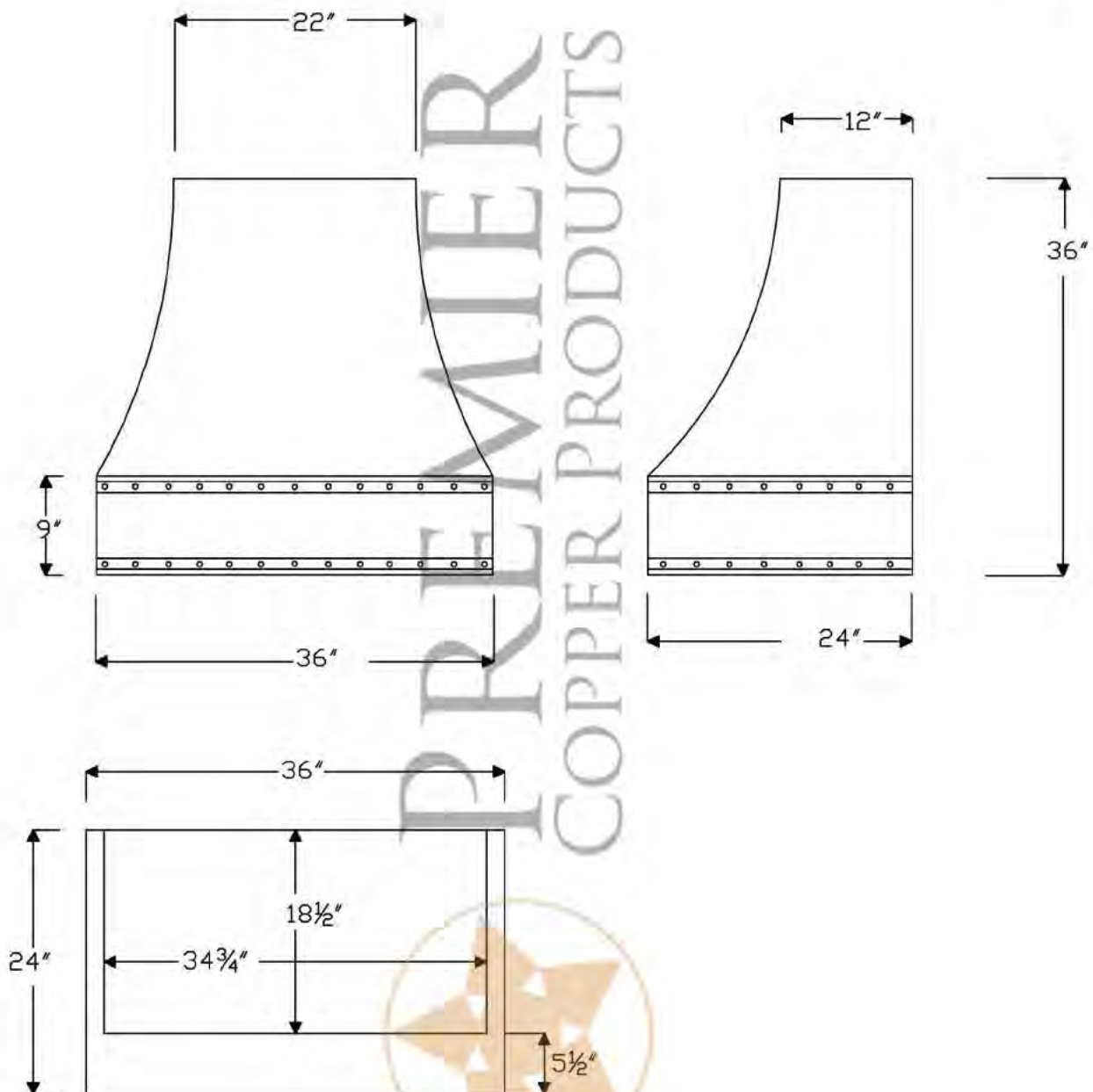




MODEL NUMBER: HV-CORREA36-C2036BP

- * Description: Hand Hammered Copper Wall-Mounted Correa Range Hood with 735 CFM Stainless Steel Insert.
- * Outer Dimensions: 36" X 24" X 36"
- * Top Dimensions: 22" X 12"
- * Bottom Dimensions: 36" X 24"
- * Skirt Height: 9"
- * Finish: Oil Rubbed Bronze

* ORB: Oil Rubbed Bronze



THIS PRODUCTS IS HAND CRAFTED, SMALL VARIANCES IN COLOR AND SIZE MAY OCCUR.
DO NOT MAKE ANY INSTALLATION CUTS UNTIL YOU RECEIVE YOUR ITEM(S).



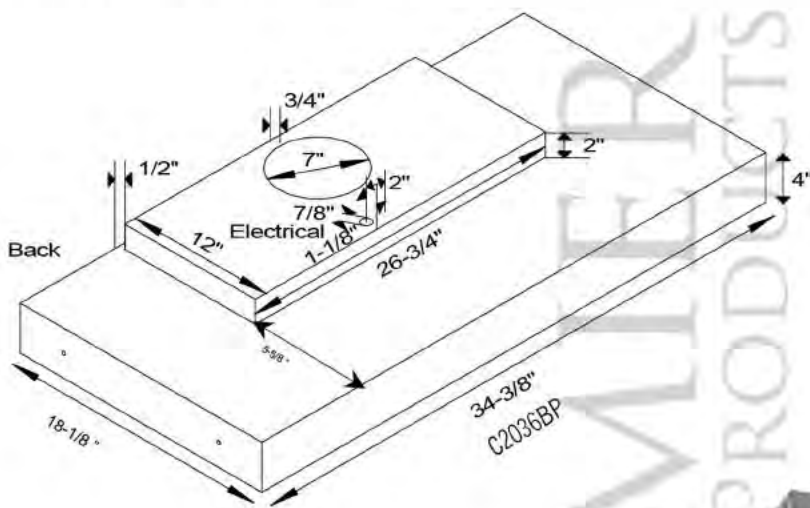
PREMIER
COPPER PRODUCTS

MODEL NUMBER:HV-CORREA36-C2036BP

- * Description: Hand Hammered Copper Wall-Mounted Correa Range Hood with 735 CFM Stainless Steel Insert.
- * Insert Model Number: C2036BP
- * Insert Description: 735 CFM, 1.5 -4.6 Sones, Variable Controls, Dual Centrifugal Blowers, Aluminum Mesh Filters
- * Insert Duct: Single 7" Round Vent Opening
- * Insert Lighting: Front Panel 50 Watt Halogen Spots (PAR 20), *Bulbs Not Included / Lights Located on Front Panel*
- * Filter: Aluminum Mesh Filter
- * Insert Finish: Stainless Steel

Page 2 of 2

Powered Liner Specifications



3/4" Flange for perfect fit.



SEVEN YEAR, IN HOME, LIMITED WARRANTY ON INSERT, THE BEST IN THE INDUSTRY!

Please visit ImperialHoods.com to view the details on their warranty

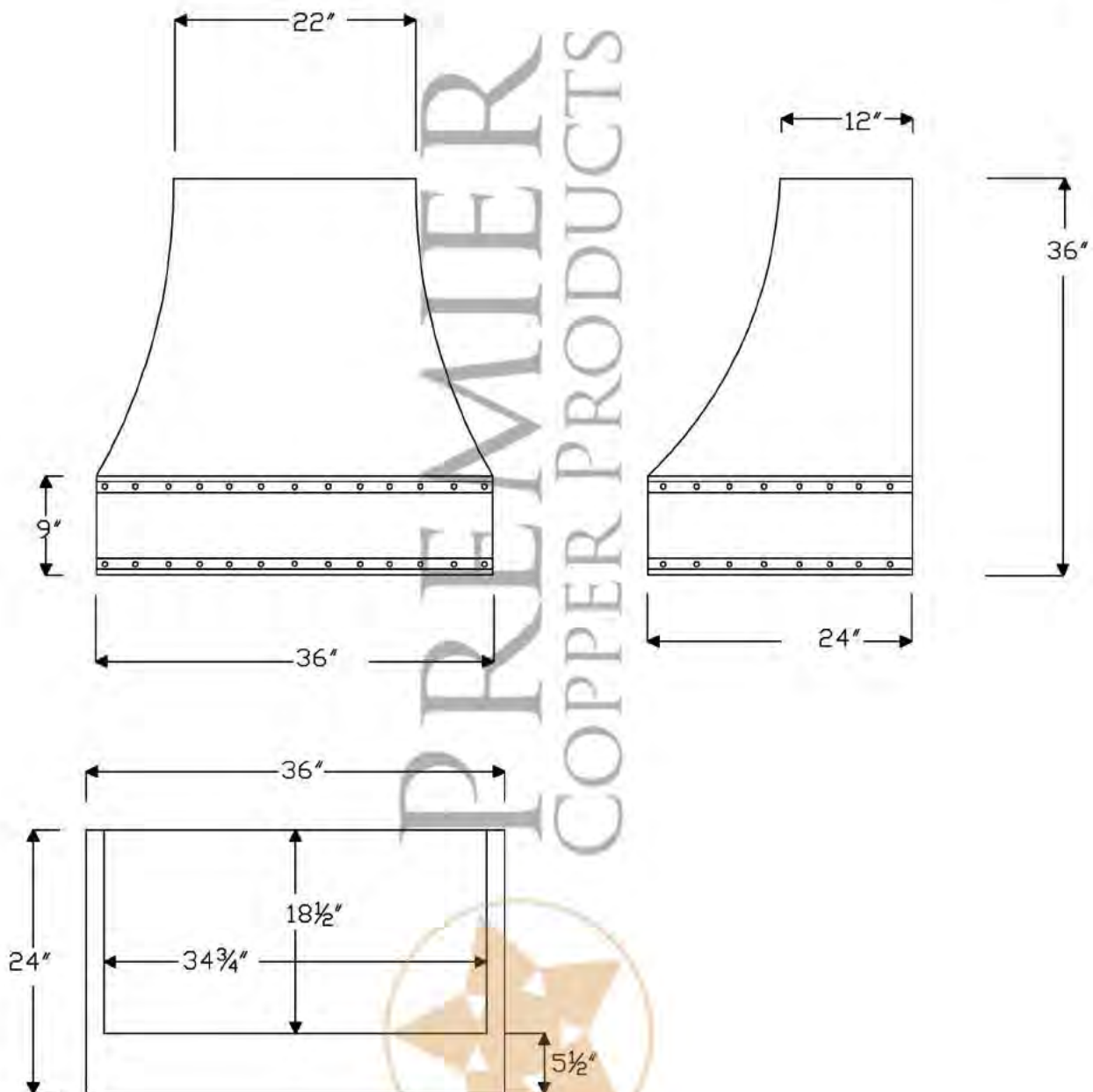
All dimensions on inserts are (+/-) 1/8" and are subject to change. Drawings are not to scale.



MODEL NUMBER: HV-CORREA36-C2036BP-B

- * Description: Hand Hammered Copper Wall-Mounted Correa Range Hood with 625 CFM Stainless Steel Insert.
- * Outer Dimensions: 36" X 24" X 36"
- * Top Dimensions: 22" X 12"
- * Bottom Dimensions: 36" X 24"
- * Skirt Height: 9"
- * Finish: Oil Rubbed Bronze

* ORB: Oil Rubbed Bronze



THIS PRODUCTS IS HAND CRAFTED, SMALL VARIANCES IN COLOR AND SIZE MAY OCCUR.
DO NOT MAKE ANY INSTALLATION CUTS UNTIL YOU RECEIVE YOUR ITEM(S).



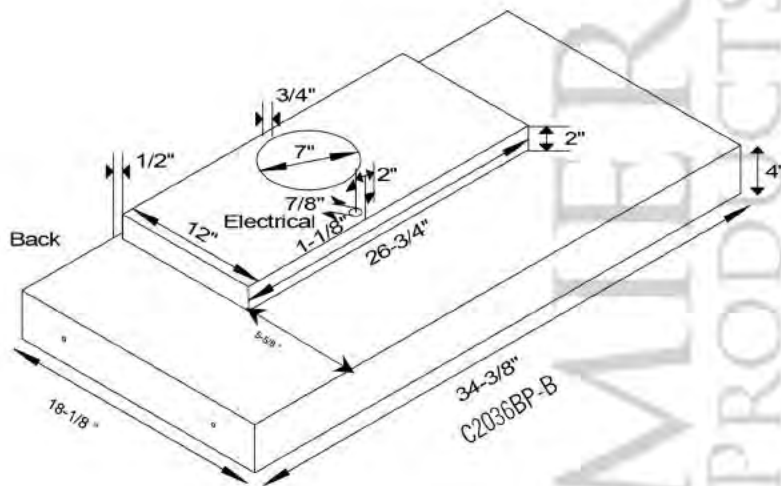
PREMIER
COPPER PRODUCTS

MODEL NUMBER: HV-CORREA36-C2036BP-B

- * Description: Hand Hammered Copper Wall Mounted Euro Range Hood 625 CFM Stainless Steel Insert
- * Insert Model Number: C2036BP-B
- * Insert Description: 625 CFM, 1.5 -4.6 Sones, Variable Controls, Dual Centrifugal Blowers, Baffle Filters
- * Insert Duct: Single 7" Round Vent Opening
- * Insert Lighting: Front Panel 50 Watt Halogen Spots (PAR 20), *Bulbs Not Included / Lights Located on Front Panel*
- * Filter: Baffle Filter
- * Insert Finish: Stainless Steel

Page 2 of 2

Powered Liner Specifications



3/4" Flange for perfect fit.

PREMIER
COPPER PRODUCTS



SEVEN YEAR, IN HOME, LIMITED WARRANTY ON INSERT, THE BEST IN THE INDUSTRY!

Please visit ImperialHoods.com to view the details on their warranty

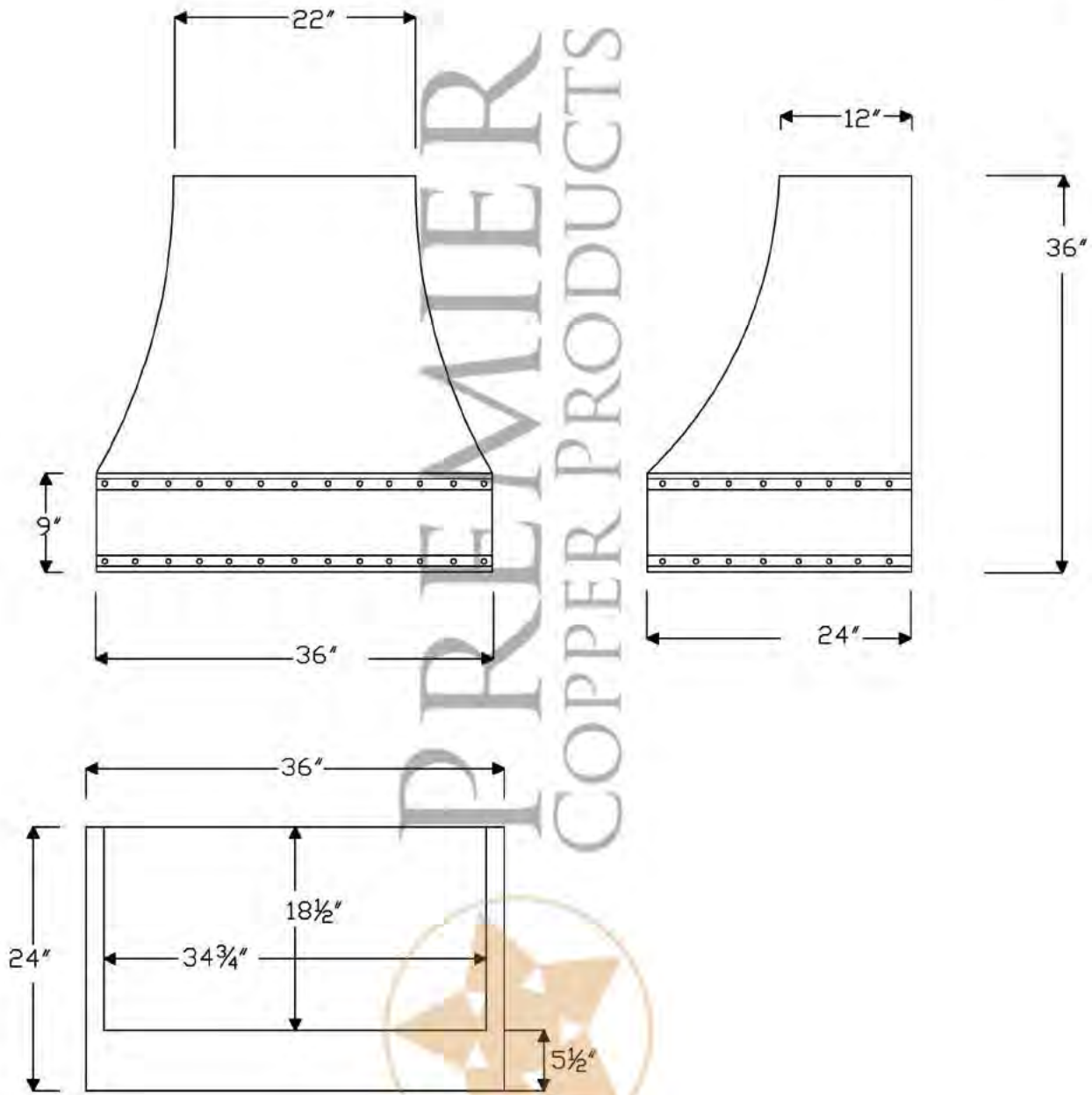
All dimensions on inserts are (+/-) 1/8" and are subject to change. Drawings are not to scale.



MODEL NUMBER: HV-CORREA36-C2036BP1-TW

- * Description: Hand Hammered Copper Wall-Mounted Correa Range Hood with 1250 CFM Stainless Steel Insert.
- * Outer Dimensions: 36" X 24" X 36"
- * Top Dimensions: 22" X 12"
- * Bottom Dimensions: 36" X 24"
- * Skirt Height: 9"
- * Finish: Oil Rubbed Bronze

* ORB: Oil Rubbed Bronze



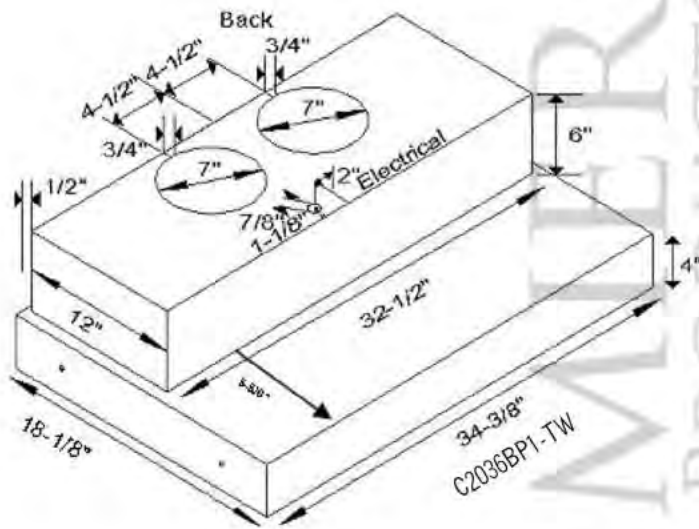
THIS PRODUCTS IS HAND CRAFTED, SMALL VARIANCES IN COLOR AND SIZE MAY OCCUR.
DO NOT MAKE ANY INSTALLATION CUTS UNTIL YOU RECEIVE YOUR ITEM(S).



MODEL NUMBER: HV-CORREA36-C2036BP1-TW

- * Description: Hand Hammered Copper Wall Mounted Euro Range Hood 1250 CFM Stainless Steel Insert
- * Insert Model Number: C2036BP1-TW
- * Insert Description: 1250 CFM, 1.5 -4.6 Sones, Variable Controls, Twin Centrifugal Blowers, Aluminum Mesh Filters
- * Insert Duct: **Two 7" Round Vent Opening**
- * Insert Lighting: Front Panel 50 Watt Halogen Spots (PAR 20), *Bulbs Not Included / Lights Located on Front Panel*
- * Filter: Aluminum Mesh Filter
- * Insert Finish: Stainless Steel

Powered Liner Specifications



3/4" Flange for perfect fit.

PREMIER COPPER PRODUCTS



SEVEN YEAR, IN HOME, LIMITED WARRANTY ON INSERT, THE BEST IN THE INDUSTRY!

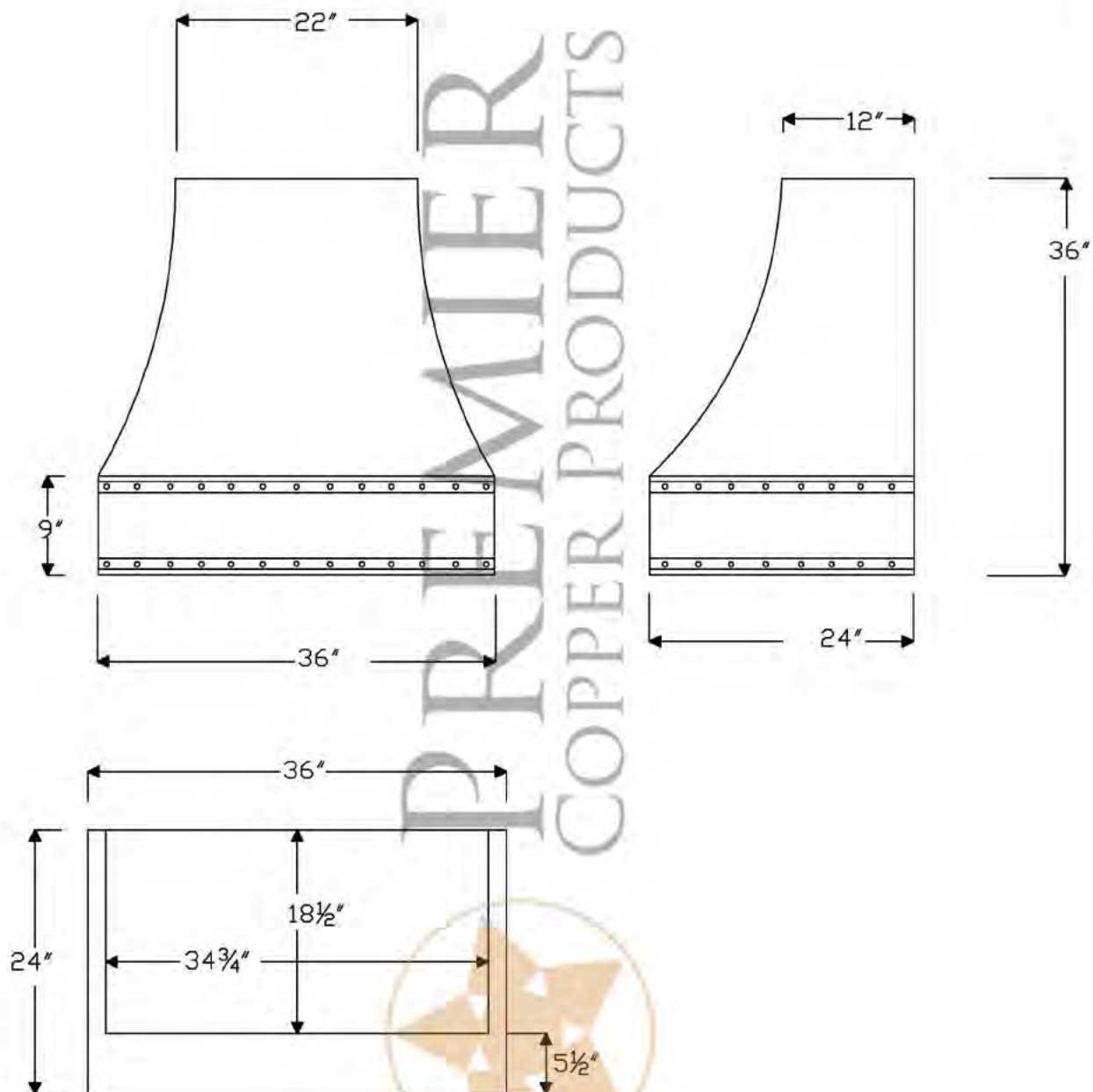
Please visit ImperialHoods.com to view the details on their warranty

All dimensions on inserts are (+/-) 1/8" and are subject to change. Drawings are not to scale.



- * Description: Hand Hammered Copper Wall-Mounted Correa Range Hood with 1065 CFM Stainless Steel Insert.
- * Outer Dimensions: 36" X 24" X 36"
- * Top Dimensions: 22" X 12"
- * Bottom Dimensions: 36" X 24"
- * Skirt Height: 9"
- * Finish: Oil Rubbed Bronze

* ORB: Oil Rubbed Bronze



THIS PRODUCTS IS HAND CRAFTED, SMALL VARIANCES IN COLOR AND SIZE MAY OCCUR.
DO NOT MAKE ANY INSTALLATION CUTS UNTIL YOU RECEIVE YOUR ITEM(S).



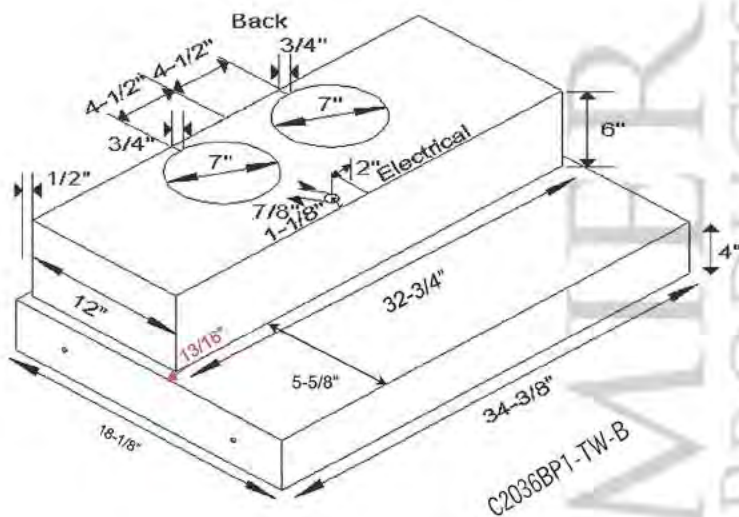
PREMIER
COPPER PRODUCTS

MODEL NUMBER: HV-CORREA36-C2036BP1-TW-B

- * Description: Hand Hammered Copper Wall Mounted Euro Range Hood 1065 CFM Stainless Steel
- * Insert Model Number: C2036BP1-TW-B
- * Insert Description: 1065 CFM, 1.5 -4.6 Sones, Variable Controls, Twin Centrifugal Blowers, Baffle Filters, Heat Controlled Thermostat
- * Insert Duct: **Two 7" Round Vent Opening**
- * Insert Lighting: Front Panel 50 Watt Halogen Spots (PAR 20), *Bulbs Not Included / Lights Located on Front Panel*
- * Filter: Baffle Filter
- * Insert Finish: Stainless Steel

Page 2 of 2

Powered Liner Specifications



3/4" Flange for perfect fit.

PREMIER COPPER PRODUCTS



SEVEN YEAR, IN HOME, LIMITED WARRANTY ON INSERT, THE BEST IN THE INDUSTRY!

Please visit ImperialHoods.com to view the details on their warranty

All dimensions on inserts are (+/-) 1/8" and are subject to change. Drawings are not to scale.