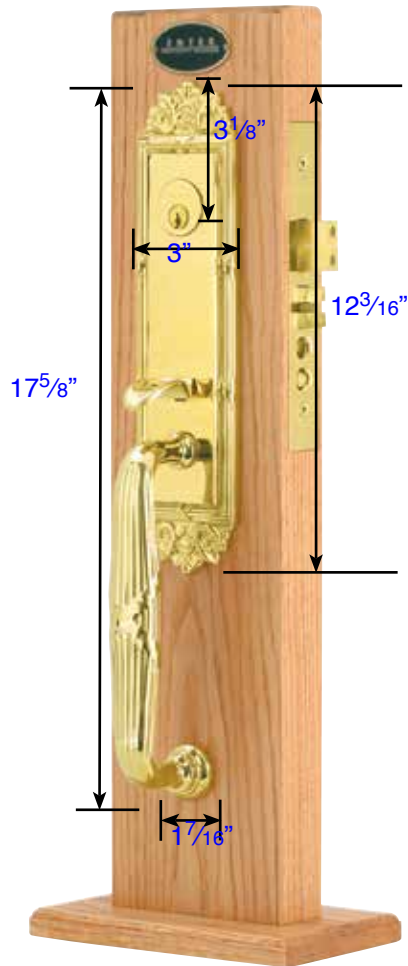
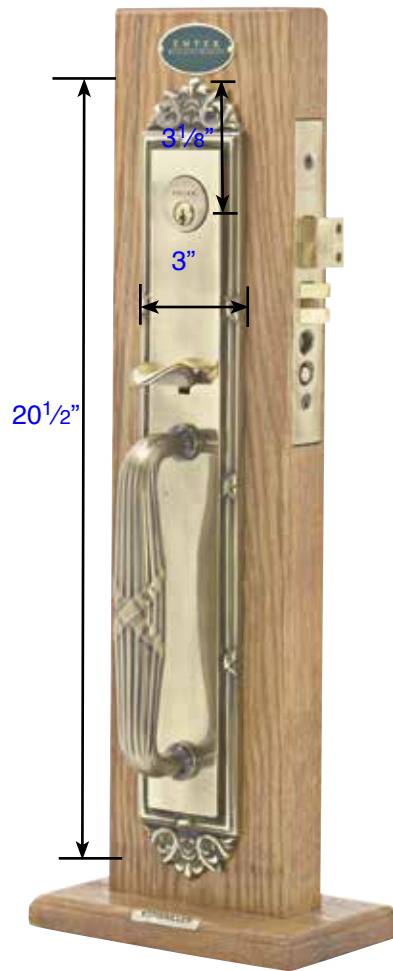


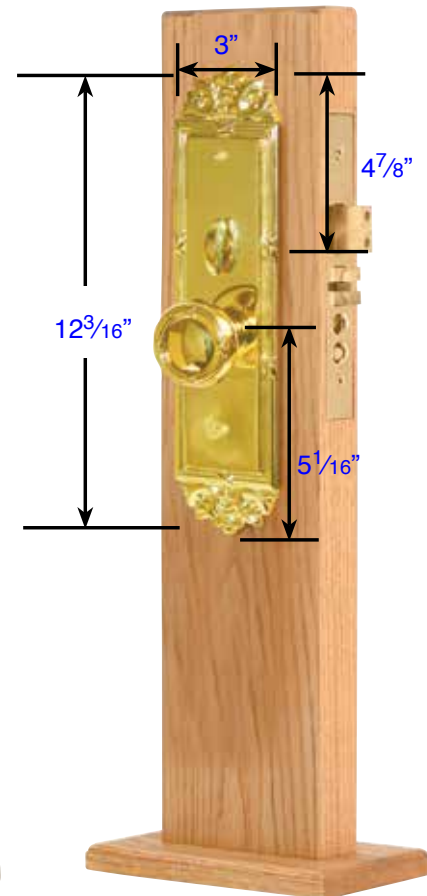
Entrance Handlesets - Brass Regency & Versailles Mortise



Regency Trim Style
Part # 3307



Versailles Trim Style
Part # 3309



Standard interior trim
Part # 3307/3309*

Additional Dimensions: (Part # 3307 & 3309)

- Exterior Projection is 2³/₄"
- Interior Projection Depends on Handle Style
- Overall Grip thickness: 1³/₈"
- Clearance between door & grip is 1⁹/₁₆"
- Plates thickness: 1/2"

Same dimensions for dummy function

*** Available in Lever By Lever/ Knob by Knob Mortise Entrance Handlesets. Same dimensions as interior trim of standard mortise entrance handlesets.**

Door Thickness Specifications

Standard Door Thickness: 1 3/4"

Standard Components:

- 1 3/8" Threaded Cylinder
- 2" Long Spindle
- 2" Top Rosette Screw
- 1 1/2" Bottom Rosette Screw
- Thumbpress
- Strikeplate

Extended Door Thickness: 1 7/8" - 2 1/4"

Extended Components:

- 1 1/2" Threaded Cylinder
- 2" Long Spindle
- 2 1/2" Top Rosette Screw
- 2" Bottom Rosette Screw
- Thumbpress
- Strikeplate

Extended Door Thickness: 2 3/8" - 2 3/4"

Extended Components:

- 1 3/4" Threaded Cylinder
- 2 1/4" Long Spindle
- 2 1/2" Top Rosette Screw
- 2" Bottom Rosette Screw
- Extended Thumbpress
- Extended Strikeplate