

# GEBERIT TYPE 70 REMOTE BUTTON ACTUATORS

## For Sigma and Omega Concealed Tanks, 2x6 and 2x4 installations

### SPECIFICATIONS

Actuators for concealed tank and carrier system. Remote push buttons shall be glass, stainless steel. All components shall be compliant with applicable codes and product standards.

### FEATURES

- Designed to maintain appearance push after push
- Incorporates water saving possibilities when used with Geberit dual-flush tanks 1.6 GPF (6 LPF) and 0.8 GPF (3 LPF) or 1.28 GPF (4.8 LPF) and 0.8 GPF (3 LPF)
- Available in a variety of colors and materials
- All can be placed anywhere within a 5.5 ft. radius of the concealed tank.
- For furniture as well as solid and drywall construction
- Pneumatic remote flush
- Moving parts are accessible behind cover plate
- Accessible (ADA) versions available
- Includes mounting hardware

### WARRANTY

One-year limited warranty.



Geberit  
2100 S. Clearwater Drive  
Des Plaines, IL 60018  
USA

P 847-803-7777  
F 847-803-5454

www.geberit.us

### Dual-Flush Remote Button Actuators for Concealed Installations

Style	Material	Finish	Installation System		
			Sigma 2x6	Sigma 2x4	Omega 2x6
Type 70	Metal	Br SS	115.630.FW.1	115.635.FW.1	115.084.FW.1
	Glass	White Glass	115.630.SI.1	115.635.SI.1	115.084.SI.1
		Black Glass	115.630.SJ.1	115.635.SJ.1	115.084.SJ.1
		Umber Glass	115.630.SQ.1	115.635.SQ.1	115.084.SQ.1

### Cover Plates for use with flush buttons

Style	Material	Finish	Installation System		
			Sigma 2x6	Sigma 2x4	Omega 2x6
	Glass	White	115.766.SI.1	115.766.SI.1	115.082.SI.1
	Metal	Br SS	115.764.FW.1	115.764.FW.1	—
		Customizable	115.766.00.1	115.766.00.1	115.082.00.1
	Plastic	Alpine White	115.768.11.1	115.768.11.1	—
		Polished Chrome	115.768.21.1	115.768.21.1	—
	Matte Chrome	115.768.46.1	115.768.46.1	—	

### Surface Even Cover Plates for use with flush buttons†

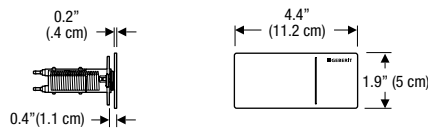
	Plastic	Customizable + rough-in kit	115.698.00.1	115.696.00.1	115.087.00.1
		Customizable with frame + rough-in kit	115.699.00.1	115.697.00.1	115.088.00.1

Note: Includes required accessory kit

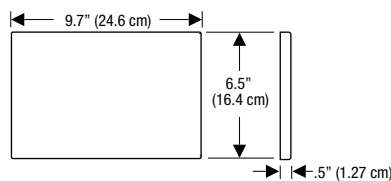
† For tile, stone or other hard surface walls only!

### DIMENSIONS

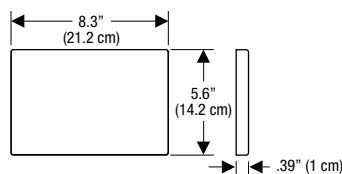
#### Type70 Dual-Flush



#### Sigma Cover Plate for use with flush buttons



#### Omega Cover Plate for use with flush buttons



Products marked with comply with the American Disabilities Act (ADA) when installed per the requirements of the latest ADA Accessibility Guidelines (ADAAG) and/or ICC/ANSI A117.1.



### ARCHITECT/ENGINEER APPROVAL

Job Name: \_\_\_\_\_

Date: \_\_\_\_\_ Quantity: \_\_\_\_\_

Model Specified: \_\_\_\_\_

Variations Specified: \_\_\_\_\_

Customer/Wholesaler: \_\_\_\_\_

Contractor: \_\_\_\_\_

Architect: \_\_\_\_\_