

D9000 Stainless Steel Auxiliary Deadbolt US32D

Interior Turnpiece

D9000S Stainless Steel Auxiliary Deadbolt US32D

Interior Turnpiece

D9002 Stainless Steel Auxiliary Deadbolt US32D

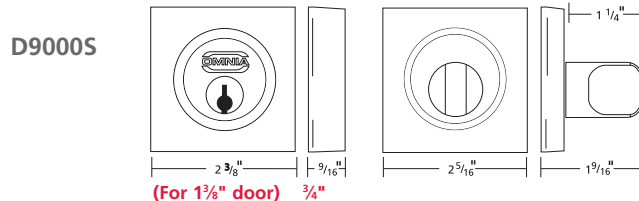
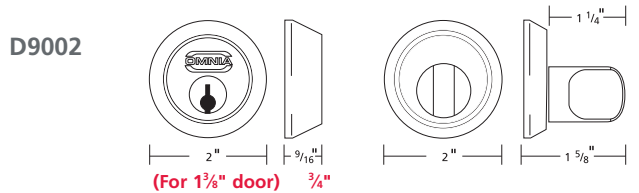
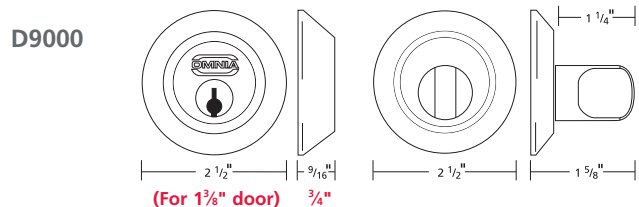
Interior Turnpiece

Not for standard 2 1/2" door prep.

Stainless Steel Auxiliary Deadbolt Kits

Available in 2 3/8" or 2 3/4" backset. D9000 and D9000S fit in 2 1/2" standard bore. D9002 fits in 1 1/2" bore. Door Thickness: The D9000, D9000S and the D9002 are available for 1 3/8" or 1 3/4" thick doors.

Lock Options: **A and AC** (see box page 4)



All OMNIA cylinders are provided with a Schlage C keyway.