

TE Enhanced Series

Extruded Channels for Tape Light

The Kichler Enhanced Series of Aluminum Extruded Tape Channels is a step up from a simple lighting effect. The 30-degree angled channel doubles as a 60-degree channel when rotated for expanded installation options. The surface and recessed channels in this series are broad - allowing for multiple strips of LED tape light. The added illumination takes your tape light installation from accent to ambient - ideal for task-driven applications.

Surface Mount

These channels install onto a surface to create sturdy under-cabinet, shelving or even step lighting. Miter cut and connect for custom shapes.





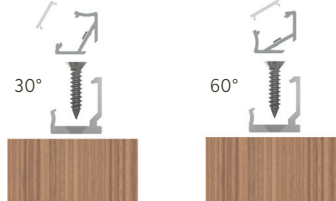

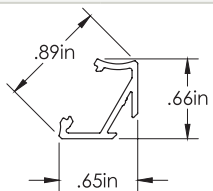
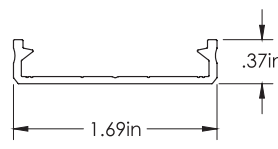



Recessed Mount

By creating space within drywall, shelving or other surfaces, recessed channels can then be inset for a seamless, built-in lighting effect. Miter cut and connect for custom shapes.




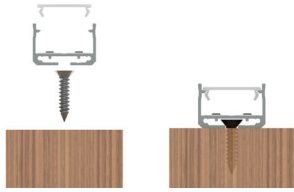
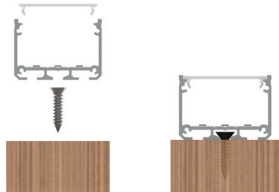
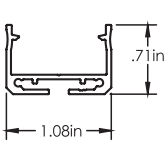
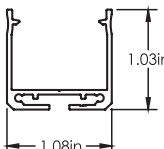
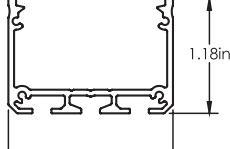
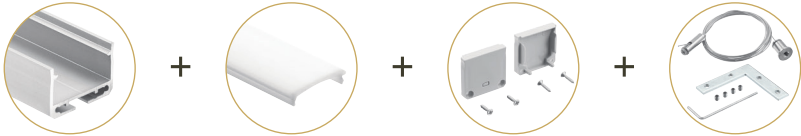





With the Kichler Enhanced Series, you choose your components to create your desired channel assembly - similar to those shown above.




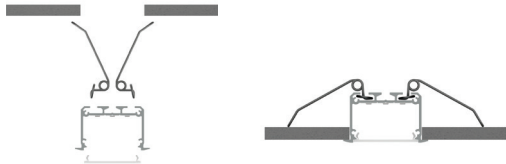
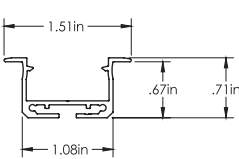
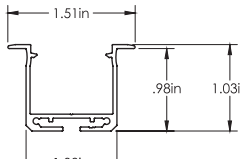
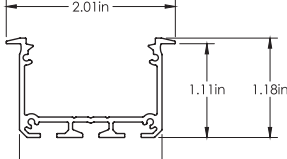




TE Enhanced Series - Surface Mount

	30/60-Degree	Shallow/Wide
Channel		
Installation View		
Tape Capacity	<ul style="list-style-type: none"> Utilizes one strip of LED tape. 	<ul style="list-style-type: none"> Utilizes three strips of LED tape
Description	<ul style="list-style-type: none"> Asymmetrical underside allows for a 30- or 60-degree installation 	<ul style="list-style-type: none"> Flat surface installation
	Ideal for: <ul style="list-style-type: none"> Under cabinets Under steps Drawers 	Ideal for: <ul style="list-style-type: none"> Custom pendants Task-driven under cabinet applications like laundry or craft areas. Home offices
Dimensions		
A La Carte To Build A Channel	Channel + Lens + End Caps + Mounting Clips + Accessories	
With the TE Enhanced Series, you build your own channel system. Tape Light Sold Separately.		
Channels 8ft	1TEC130SF8 SIL	1TEC3SWSF8 SIL
Lenses 8ft	1TEL0018 WHO Flat White Opaque 1TEL0018 CLR Flat Clear 1TEL1518 CLR Narrow Beam Lens, Clear 1TEL3018 CLR Medium Beam Lens, Clear	1TEL0038 WHO 3-Tape Wide Flat Lens, White Opaque
End Caps 10 total	1TEE130SFS SIL 5 Pairs [left/right] Each With Knockout for Wires	1TEE3SWSFS SIL 5 With Wiring Hole, 5 Without
Mounting Clips 10 total	1TEM130SFS CLR	-
Accessories	1TEASPKSUS SIL Pendant Cable	
Fully Assembled Channel		

TE Enhanced Series - Surface Mount

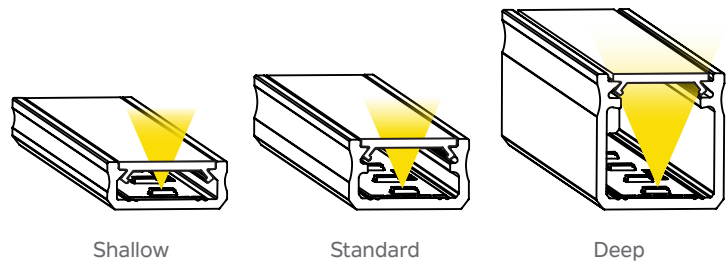
	Standard	Deep	Deep/Wide
Channel			
Installation View			
Tape Capacity	• Utilizes two strips for LED Tape		• Utilizes three strips of LED tape
Description	<ul style="list-style-type: none"> • Flat surface installation Ideal for task-driven lighting: <ul style="list-style-type: none"> • Wood beam accent • Under cabinets • Shelves • Pendants • Miter cut and connect with 1TEA Connector accessories for custom shapes 		
Dimensions			
A La Carte	Channel + Lens + End Caps + Accessories		
To Build A Channel With the TE Enhanced Series, you build your own channel system. Tape Light Sold Separately.			
Channels 8ft	1TEC2STSFS8 SIL	1TEC2DWSFS8 SIL	1TEC3DWSFS8 SIL
Lenses 8ft	1TEL0028 WHO 2-Tape Wide Flat Lens, White Opaque		1TEL0038 WHO 3-Tape Wide Flat Lens, White Opaque
End Caps 10 total	1TEE2STSFS SIL All With Knockout for Wires	1TEE2DWSFS SIL All With Knockout for Wires	1TEE3DWSFS SIL 5 With Wiring Hole, 5 Without
Accessories 1 each (connectors include hex screws and hex key)	1TEA180HCONN Straight Connector		
	1TEA090HCONN 90° Connector		
	1TEA090VCONN 90° Vertical Connector		
	1TEA120HCONN 120° Connector		
	1TEASPKSUS SIL Pendant Cable		
Fully Assembled Channel			

TE Enhanced Series - Recessed Mount

	Standard	Deep	Deep/Wide
Channel			
Installation View			
Tape Capacity	Utilizes two strips of LED tape		• Utilizes three strips of LED tape
Description	<ul style="list-style-type: none"> • Flat recessed installation (requires fabricating a recess to mount flush with surface) • Ideal for: <ul style="list-style-type: none"> • Recessed under cabinets • Recessed into shelving, or under an island • Recessed wall, ceiling or niche accent • Miter cut and connect with 1TEA Connector accessories for custom shapes 		
Dimensions			
A La Carte To Build A Channel With the TE Enhanced Series, you build your own channel system. Tape Light Sold Separately.	Channel + Lens + End Caps + Mounting Clips + Accessories 		
Channels 8ft	1TEC2STRC8 SIL	1TEC2DWRC8 SIL	1TEC3DWRC8 SIL
Lenses 8ft	1TEL0028 WHO 2-Tape Wide Flat Lens, White Opaque		1TEL0038 WHO 3-Tape Wide Flat Lens, White Opaque
End Caps 10 total	1TEE2STRCS SIL All With Holes for Wires	1TEE2DWRCs SIL All With Holes for Wires	1TEE3DWRCs SIL All Without Holes – Use T-Slot for Wire Exit
Mounting Clips 10 total	1TEMSC1RC Spring Clip		
Accessories 1 each (connectors include hex screws and hex key)	1TEA180HCONN Straight Connector		
	1TEA090HCONN 90° Connector		
	1TEA090VCONN 90° Vertical Connector		
	1TEA120HCONN 20° Connector		
Fully Assembled Channel			

Choosing a Channel Depth

- **Shallow Channel** - sleek, cost effective, presents a light distribution that's true to its source
- **Standard Channel** - common depth offers a light distribution that is gently diffused
- **Deep Channel** - allows the light to blend within the channel, resulting in a greater diffused light



Choosing a Lens

- **Clear Lens** - allows the most light through, noting that diodes will be more visible
- **White Opaque Lens** - diffuses the diodes more, as well as disperses the light output
- **Narrow and Medium Lenses** - utilized to create a thinner, more direct beam for a desired end effect.



Clear



White Opaque



Narrow



Medium

Choosing Your Accessories

<p>1TEA090HCONN SIL 90-degree connector bracket</p>	<p>1TEA180HCONN SIL Straight connector bracket</p>	<p>1TEA090VCONN SIL 90-degree vertical connector bracket</p>	<p>1TEA120HCONN SIL 120-degree connector bracket</p>	<p>1TEMSC1RC SIL Spring mounting clip</p>	<p>1TEASPKSUS SIL Pendant cable</p>
<p>Utilize brackets to extend the length of your channel design, or to connect mitered edges to create corners.</p>				<p>For recessed installations.</p>	<p>To suspend channels as a fixture.</p>

TAPE SOLD SEPARATELY.

Kichler offers 6T Series 24V Tape as well as 4T Series 12V Tape. See our **Indoor Lighting Systems (K517) Catalog** for more information or visit Kichler.com to view products and digital catalogs.

Advanced Product Solutions (APS) & Layout

Free layout and design services—and so much more.

From answering questions to creating detailed layouts to delivering a full bill of materials (BOM) – the Kichler APS & Layout team is your link to getting the job done. This free service takes the guesswork out of any lighting need you have: determining the scope of materials required, recommending dimmers and even creating a full wiring and product layout.

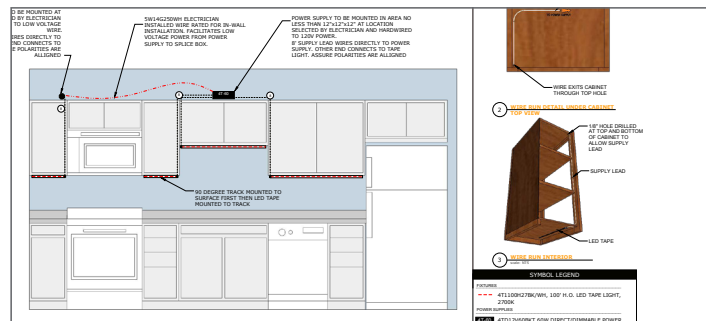
Layout Design Services

Get to solutions faster and increase sales.

From choosing landscape lighting to maximizing a kitchen's functionality; from outfitting a restaurant with lighting to coordinating lighting throughout a home—these are just a few of the jobs our APS & Layout team can get done for you.

Contact us at layouts@kichler.com and we'll get you started:

- 1 Email us a completed Design Request Form (available at Kichler.com/APS) along with any drawings or pictures related to the job.
- 2 We'll create a BOM and email it back to you that same day (for all requests received by 3 pm EST).
- 3 Once you confirm the BOM and pricing, we'll return a completed layout design within 48 hours or less.



Advanced Product Support

No question is too complex.

Installation issue? Building code question? Regulatory stumper? If you've got a challenging question—we've got you covered. Our Advanced Product Support team received additional classroom and in-field training on all Kichler products, so you can get your question answered quickly. To take advantage of this free service, call our dedicated Advanced Product Support line at **844-KICHLER (844-542-4537)** or email techsupport@kichler.com.

Indoor | Outdoor | Fans | Landscape | Lighting Systems

KICHLER®