


SPECIFICATIONS

Features/Benefits

- Pressure Manifold & Air Injection Technology
- Metal Ball Joint with Polymer Shell
- Optimizes Water Intensity Even at Low Pressure
- 1.75 gpm (6.6 L/min) Maximum Flow Rate @80 psi
- Use 30% Less Water Than Standard Showerhead Flowing at 2.5 gpm



Available Color/Finishes

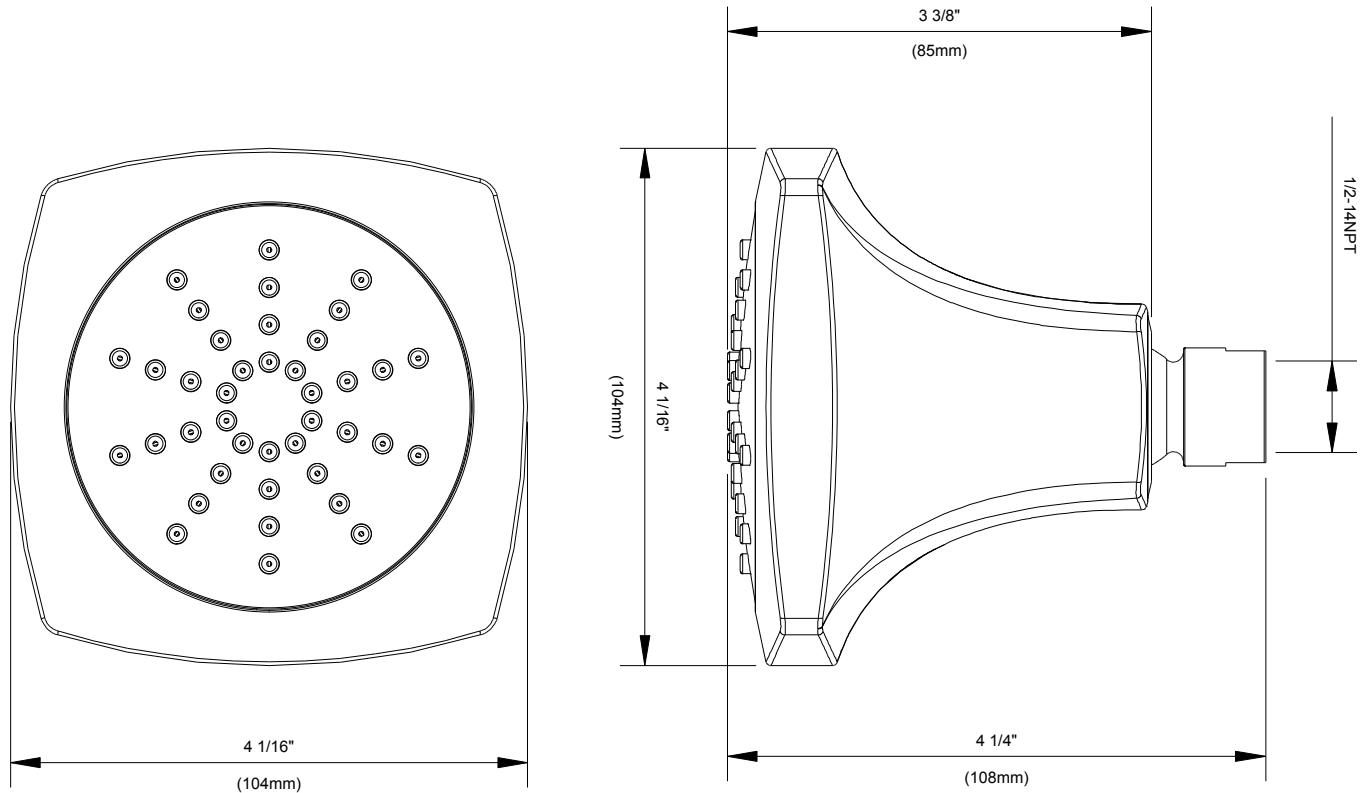
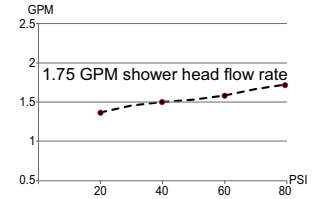
Color	Description
	Chrome

Please see danze.com or current price list for available finishes.
Finish is defined by additional suffix.

Standards & Certifications



Flow Rate



Submittal Information:

Name: _____
Location: _____

Contractor: _____
Contact #: _____