


SPECIFICATIONS

Features/Benefits



- Single Function Square Rainshower
- Metal Ball Joint with Air Injection™
- Offers A Downpour Spray Effect
- Maximum Flow Rate 1.75 gpm @ 80 psi
- Uses 30% Less Water Than a Standard Showerhead Flowing at 2.5 gpm

Available Color/Finishes

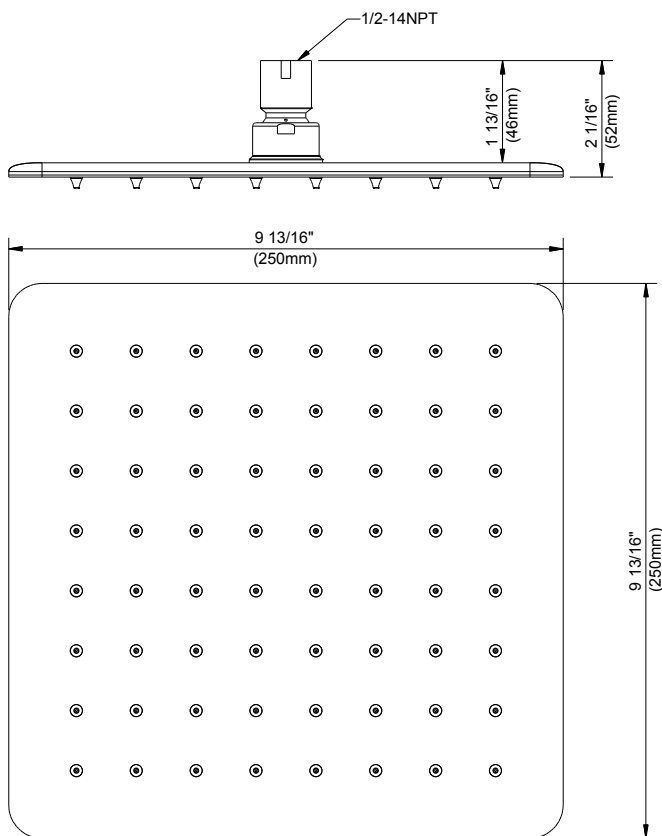
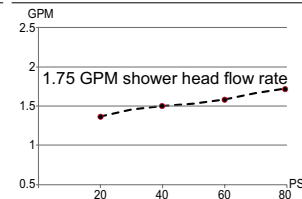
Color	Description
	Chrome

Please see danze.com or current price list for available finishes.
Finish is defined by additional suffix.

Standards & Certifications



Flow Rate



Submittal Information:

Name: _____ Contractor: _____
 Location: _____ Contact #: _____