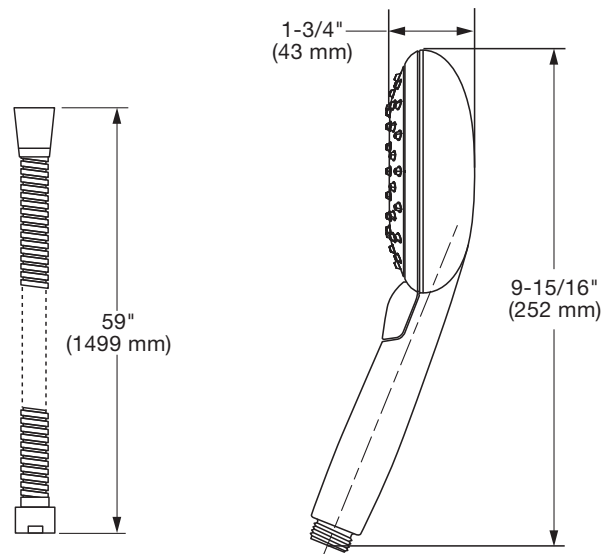
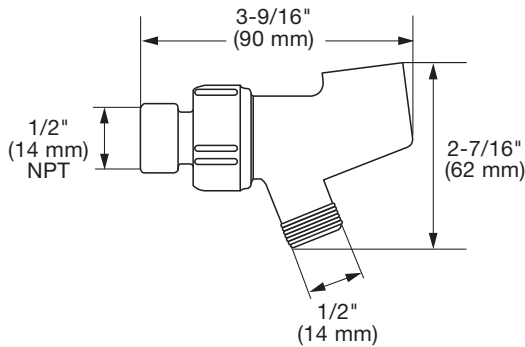


**MODEL NUMBER:**

□ **1660.771 Shower System Kit 2.5 version**

Includes:

- Spectra+ Handheld™ 9038.154
- Hose 8888.035
- Shower Arm Bracket 8888.096



**GENERAL DESCRIPTION:**

Complete shower system kit includes: a shower bracket with 1/2" NPT female inlet, a 59" (1500 mm) shower hose; a Spectra+ Handheld water saving hand shower. 5" (127 mm) Hand shower adjusts from Drench to Sensitive to Powerwash® to Massage. Pressure compensating flow control device. Kit includes check valve to prevent cross flow of hot and cold water.

**PRODUCT FEATURES:**

**Water Saving:** WaterSense certified.

**Pressure Compensating Flow Control Device:** Provides consistent flow over a wide pressure range.

**Variety of Spray Functions:** Allows the user to select the spray functions best suited to their needs.

**HAND SHOWER**

**Lightweight, Ergonomic Design:** For a sure grip even with wet, soapy hands.

**SHOWER BRACKET**

**Attaches to all standard shower arms**



EPA  
**WATERSENSE®**  
 CERTIFIED

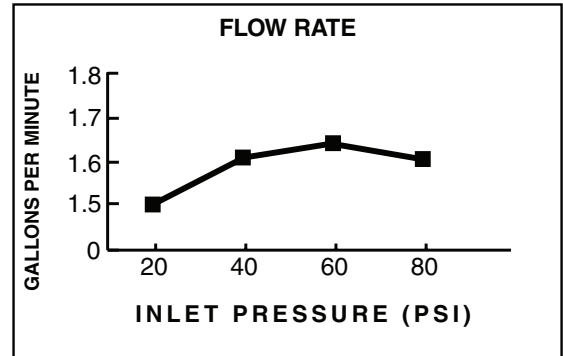
**SUGGESTED SPECIFICATION**

Shower system shall feature a shower bracket with 1/2" NPT female inlets, 59" hose, hand shower. Hand Shower shall be WaterSense certified in water usage. Hand Shower shall have a pressure compensating control device. Kit shall include check valve to prevent cross flow of hot and cold water. Fitting shall be American Standard Model # 1660.771.\_\_\_\_\_.

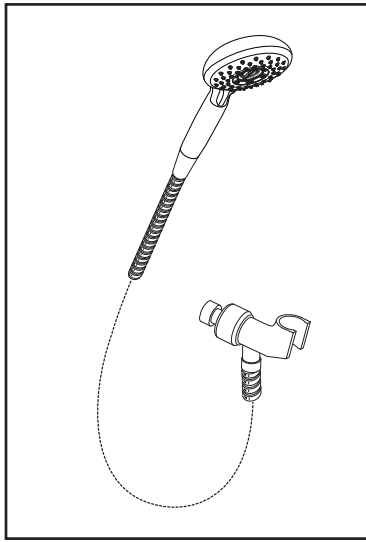
**CODES AND STANDARDS**

These products meet or exceed the following codes and standards:

**ASME A112.18.1**  
**CSA B125.1**



Product Number	Description	Finish			
		Brushed Nickel	Polished Nickel	Legacy Bronze	Polished Chrome
		295	013	278	002
1660.771	Spectra+ Handheld™ Kit. Contains Spectra+™ hand shower, and shower arm bracket.				

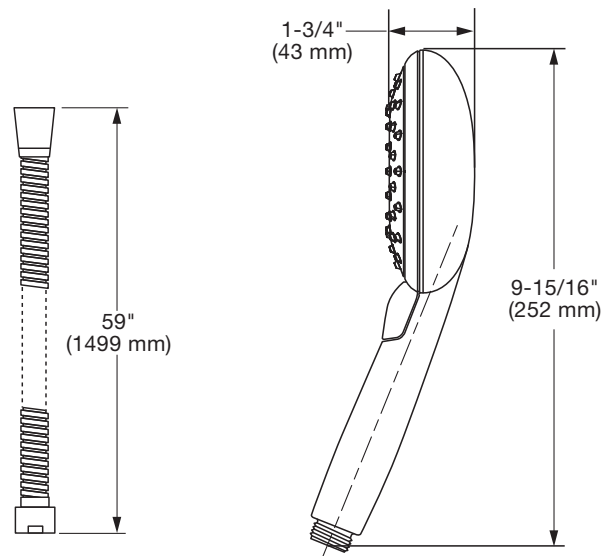
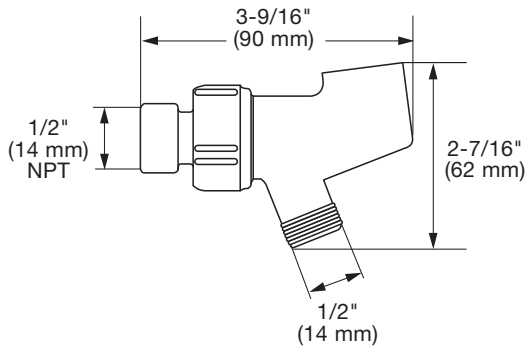


**MODEL NUMBER:**

□ **1660.772 Shower System Kit 2.5 version**

Includes:

- Spectra+ Handheld™ 9035.154
- Hose 8888.035
- Shower Arm Bracket 8888.096



**GENERAL DESCRIPTION:**

Complete shower system kit includes: a shower bracket with 1/2" NPT female inlet, a 59" (1500 mm) shower hose. 5" (127 mm) Hand shower adjusts from Drench to Sensitive to Powerwash® to Massage. Pressure compensating flow control device. Kit includes check valve to prevent cross flow of hot and cold water.

**PRODUCT FEATURES:**

**Pressure Compensating Flow Control Device:**

Provides consistent flow over a wide pressure range.

**Variety of Spray Functions:** Allows the user to select the spray functions best suited to their needs.

**HAND SHOWER**

**Lightweight, Ergonomic Design:** For a sure grip even with wet, soapy hands.

**SHOWER BRACKET**

Attaches to all standard shower arms

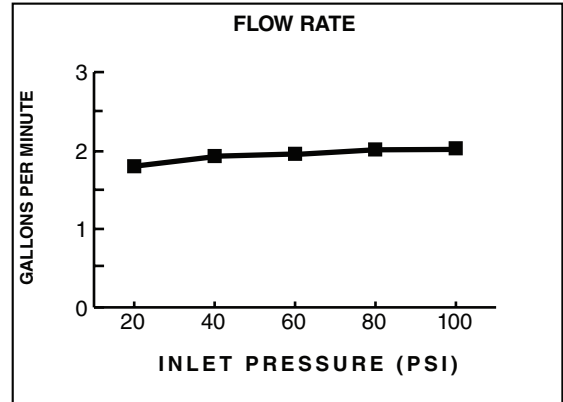
**SUGGESTED SPECIFICATION**

Shower system shall feature a shower bracket with 1/2" NPT female inlets, and a hand shower. Hand Shower shall have a pressure compensating control device. Kit shall include check valve to prevent cross flow of hot and cold water. Fitting shall be American Standard Model # 1660.772.\_\_\_\_\_.

**CODES AND STANDARDS**

These products meet or exceed the following codes and standards:

**ASME A112.18.1**  
**CSA B125.1**



Product Number	Description	Finish			
		Brushed Nickel	Polished Nickel	Legacy Bronze	Polished Chrome
		295	013	278	002
1660.772	Spectra+ Handheld™ Kit. Contains Spectra+™ hand shower, and shower arm bracket.				