



Q 2033 P/B/V - QUADRO ELETTRICO 844X520 mm (33 1/4"x 20 1/2")

ELECTRIC QUADRO MODEL / QUADRO ÉLECTRIQUE (RS/RL/RV 435012-220v) (RS/RL/RV 445012-115v)

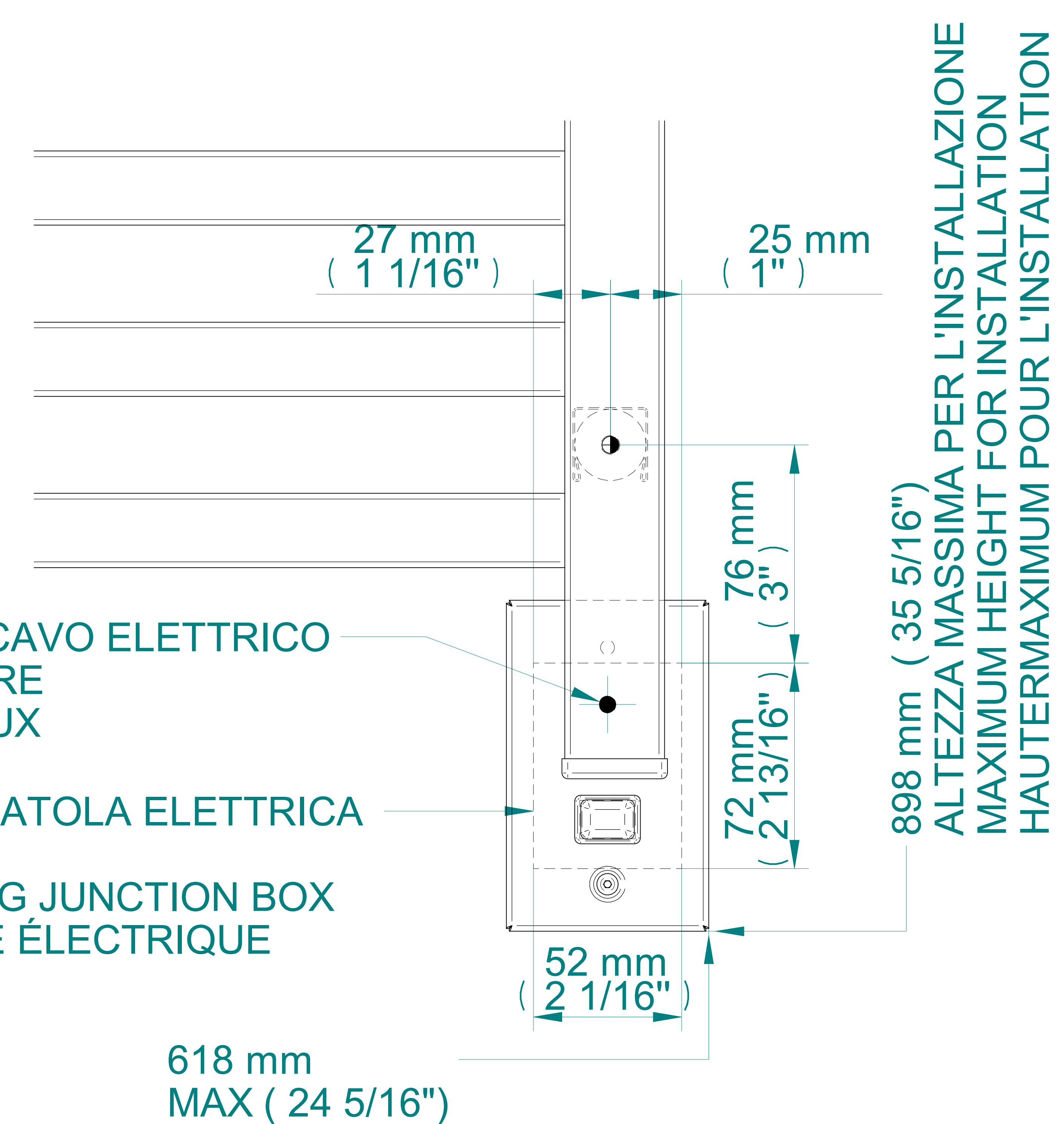


INGOMBRO CON ATTACCO LUNGO
 MEASUREMENTS WITH LONG WALL BRACKETS
 MEASUREMENTS AVEC ATTACHE LONG



PUNTO USCITA CAVO ELETTRICO
 OUTLET FOR WIRE
 SORTIE DU CREUX

INGOMBRO INTERNO SCATOLA ELETTRICA
 IN PLASTICA STANDARD
 STANDARD SINGLE GANG JUNCTION BOX
 DIMENSION DE LA BOÎTE ÉLECTRIQUE



618 mm
 MAX (24 5/16")

FORO PER INSERIMENTO TASSELLO A MURO 6x30
 POSITIONING OF FASTENERS FOR FIXING TO WALL.
 FASTENERS SHOULD BE SECURED IN STUDS OR HEADERS PLACES BEHIND THE UNIT
 TROU POUR LA CHEVILLE À MUR.