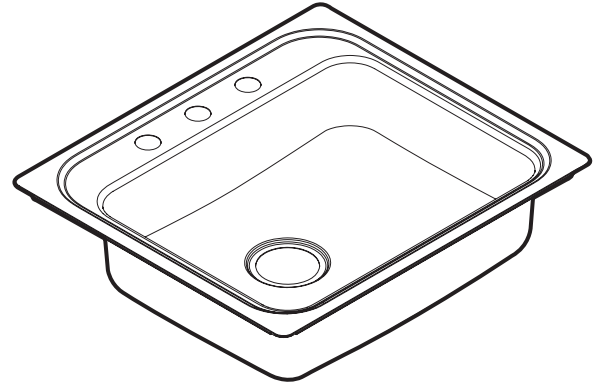




Buy it for looks. Buy it for life.®

# Specifications

| Model Number         | Faucet Holes | Depth-Inches | Drain Placement | ADA/FHA Compliant* |
|----------------------|--------------|--------------|-----------------|--------------------|
| G201961BQ            | 1            | 7"           | Rear            | FHA                |
| G201962BQ            | 2            | 7"           | Rear            | FHA                |
| G201963BQ (pictured) | 3            | 7"           | Rear            | FHA                |
| G201963Q             | 3            | 7"           | Center          | No                 |
| G201964BQ            | 4            | 7"           | Rear            | FHA                |
| G201964Q             | 4            | 7"           | Center          | No                 |
| G201974LQ            | 4            | 5-1/2"       | Rear (Left)     | ADA/FHA            |
| G201974RQ            | 4            | 5-1/2"       | Rear (Right)    | ADA/FHA            |
| G201974BQ            | 4            | 5-1/2"       | Rear (Center)   | ADA/FHA            |



## SINK DESCRIPTION

- 2000 Series single bowl drop-in sink
- 20 gauge stainless steel, brushed finish
- U-channel mounting system, hardware included
- QuickMount™ installation included
- SoundSHIELD™ sound absorbing system

## WARRANTY

- Lifetime limited warranty to the original homeowner
- 10 year limited warranty when used in a Multi-family installation
- 5 year limited warranty when used in a Commercial installation
- Visit [www.moen.com/customer-support/warranty](http://www.moen.com/customer-support/warranty) for complete details and limitations

## SINK DIMENSIONS

- Overall: 25" x 22"
- Bowl: 21" x 16"
- Drain Size: 3-5/8"

## CUT OUT DIMENSIONS

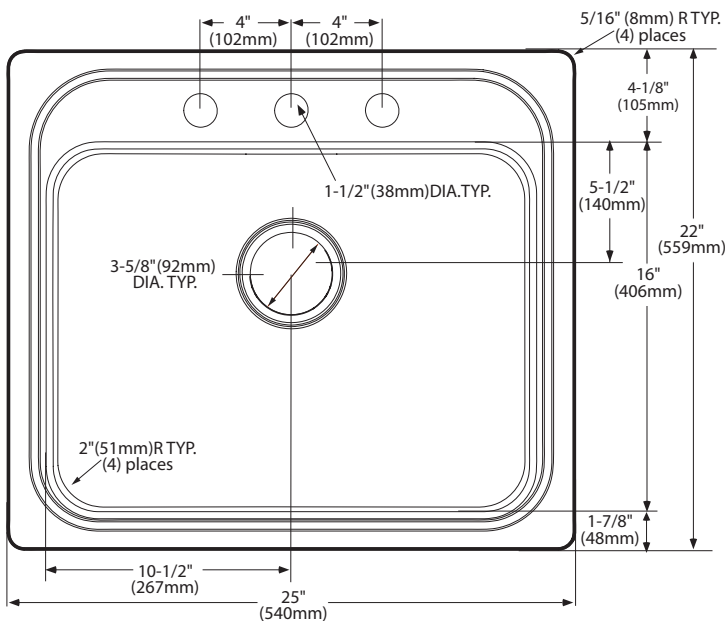
- 24-1/2" x 21-1/2" with 9/16" corner radius, tolerance of plus or minus 1/16" is acceptable

## STANDARDS

- Third party certified to meet ASME A112.19.3/CSA B45.4 and all applicable specifications referenced therein
- \***ADA/FHA** Sink compliant to ADA (ICC A117.1) and FHA accessibility specifications when installed to these required standards. Always consult with your local building department for the specific installation requirements.
- \***FHA** Sink compliant to FHA accessibility specifications when installed to these required standards. Always consult with your local building department for the specific installation requirements.

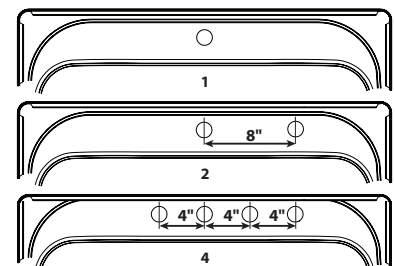
## CRITICAL DIMENSIONS

(DO NOT SCALE)

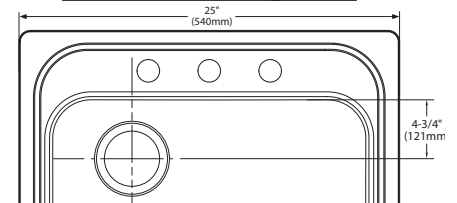


## Faucet Hole Configurations

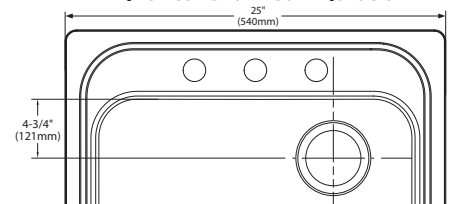
1-1/2" (38mm) diameter faucet holes  
4" (102mm) Center



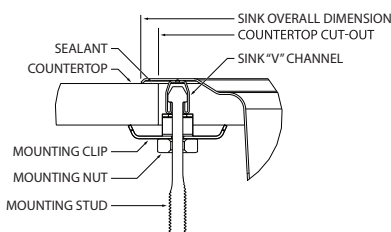
## Left Rear Drain Configuration



## Right Rear Drain Configuration



## Installation Detail



MADE IN THE USA

FOR MORE INFORMATION CALL: 1-800-BUY-MOEN

[www.moen.com](http://www.moen.com)