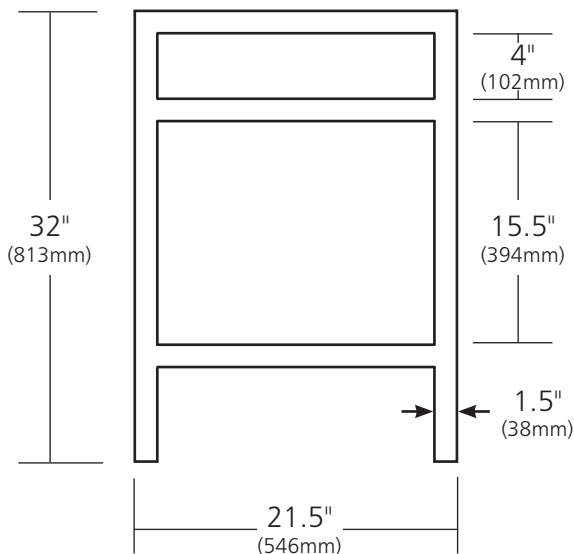
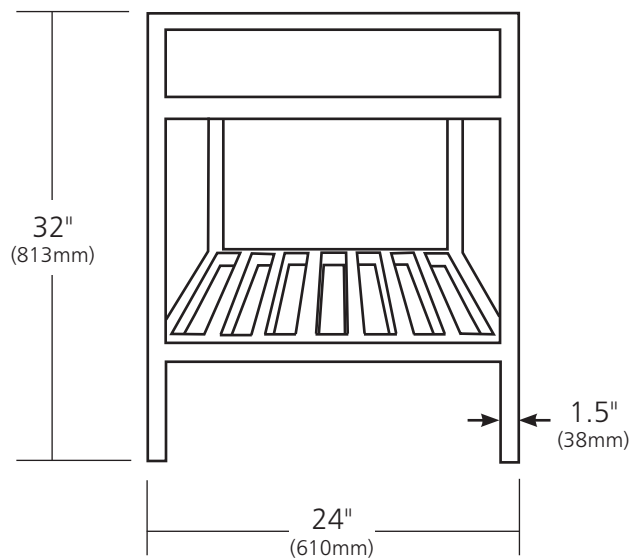


SPECIFICATIONS

24" CUZCO VANITY

Cuzco Collection



VNR242 Antique
VNR245 Brushed Nickel
VNR246 Carrara

PRODUCT DETAILS

- 24"w x 21.5"d x 32"h (610mm x 546mm x 813mm)
- Handcrafted, powder-coated steel frame with hand-hammered recycled copper or Carrara marble panels

INSTALLATION

- Freestanding vanity base

COORDINATING PRODUCTS

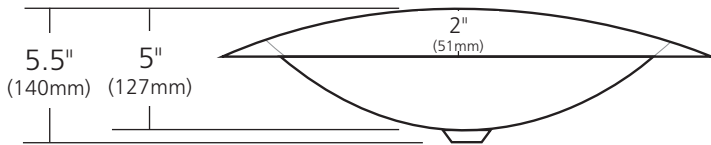
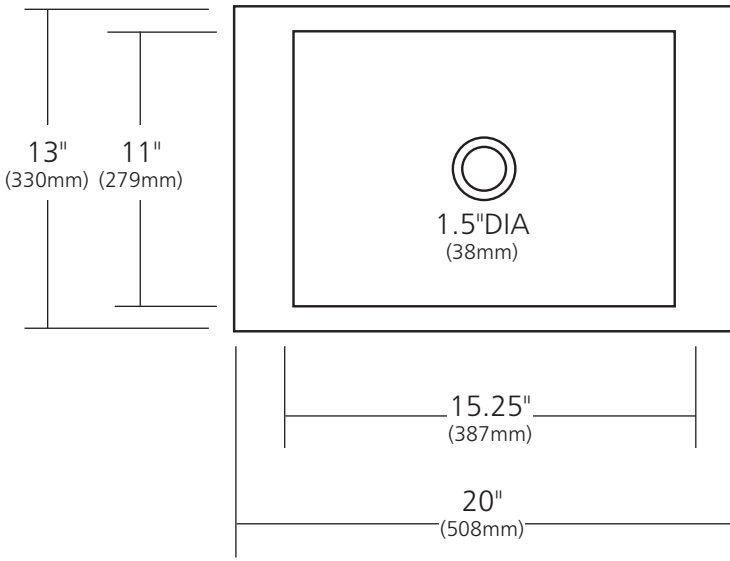
- Any Native Trails stone or quartz vanity top
- Decorative bottle trap
- Havana, Cuzco or Asana Mirror
- Cuzco Linen Tower
- Any Native Trails lavatory sink less than 24" (610mm)

IMPORTANT

Due to the handcrafted nature of this product, it will vary in finish, texture, and other details. Dimensions may vary up to 1/2" (13mm).

SPECIFICATIONS

ECLIPSE



CPS253- Antique
CPS553- Brushed Nickel

PRODUCT DETAILS

- 20" x 13" x 5.5" OD (508mm x 330mm x 140mm)
- 15.25" x 11" x 5" ID (387mm x 279mm x 127mm)
- Hand hammered 16 gauge recycled copper
- 1.5" (38mm) drain opening
- Dimensions are not exact and may vary $\pm 1/2"$ (13mm)

*This product may be customized.
See nativetrails.net/customization for details.*

INSTALLATION

- Drop-in

COORDINATING PRODUCTS

- Drains: DR120, DR150 or DR160

STANDARDS COMPLIANCE

- UPC/cUPC compliant
- **ADA**  COMPLIANT

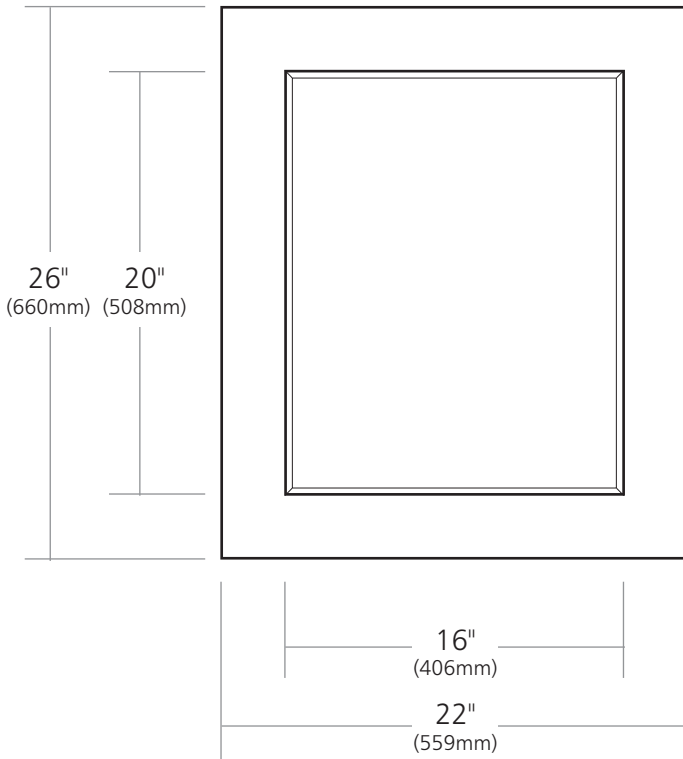
IMPORTANT

Due to the handcrafted nature of this product, it will vary in finish, texture, hammering, and other details. Dimensions may vary up to 1/2" (13mm). We strongly recommend waiting for the actual product before making any installation cuts.

SPECIFICATIONS

SEDONA SMALL MIRROR

CPM62



PRODUCT DETAILS

- 22" x 26" OD (559mm x 660mm)
- Hand hammered recycled copper
- Antique finish
- Beveled glass

INSTALLATION

- Vertical or horizontal
- French cleat included for easy installation

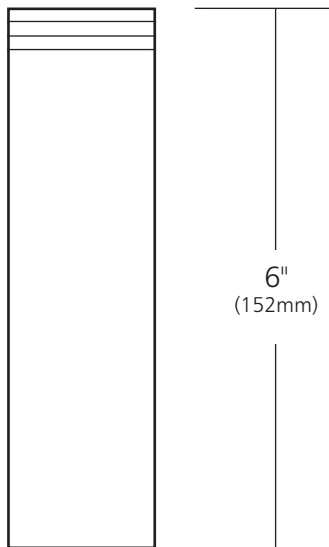
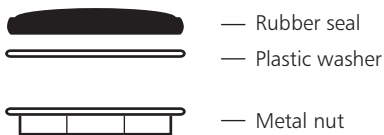
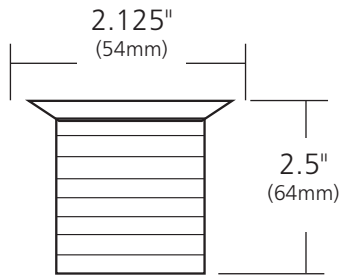
IMPORTANT

Due to the handcrafted nature of this product, it will vary in finish, texture, hammering, and other details. Dimensions may vary up to 1/2" (13mm).

SPECIFICATIONS

1.5" TEARDROP DRAIN

Lavatory



- DR150-BN Brushed Nickel
- DR150-CH Chrome
- DR150-ORB Oil Rubbed Bronze
- DR150-PN Polished Nickel
- DR150-WC Weathered Copper

PRODUCT DETAILS

- Fits 1.5" (38mm) drain opening
- 9-hole lavatory drain provides superior water flow
- Maximum threading for easy installation
- All exposed parts are plated
- Overall length when assembled is 8.25" (210mm)
- Designed for lavatory sinks without overflows
- UPC/cUPC compliant

COORDINATING PRODUCTS


- Lavatory basin with 1.5" (38mm) drain opening

SPECIFICATIONS

DECORATIVE BOTTLE TRAP

Lavatory

- DR550-BN Brushed Nickel
- DR550-CH Chrome
- DR550-ORB Oil Rubbed Bronze



PRODUCT DETAILS

- Fully plated trap
- Perfect for exposed plumbing
- 16" (406mm) tail tube in heavy 17 gauge brass
- Features forged brass nut
- Includes Bell Flange

