

Features

- Color and style matched to Profiles collection
- Modular lighting can be ganged with Profiles Medicine Cabinets, Profiles Mirrors, and M/PL Cabinets
- Available in Warm White (2700K), Natural White (4000K) and Variable color temperature (adjustable 2700K to 5600K).
- Light direction and output provides bright even task lighting
- Dimmable LED task lighting to 1%
- Energy efficient LED lighting:

Model Color	3	4	V
Kelvin	2700	4000	2700-5600
CRI	90+	90+	90+
Lumens*	699	785	707
Lux**†	750+	760+	750-1530+
R9 Value*	60+	60+	60-80+
Foot-candles**†	70+	70+	70-140+

* Based on a measurement of subset of sizes, shapes and lighting styles
 † Measured at 18" from center of the light

Construction

- Aluminum Chassis
- Satin anodized aluminum body
- Lens attaches with set screw - top and bottom
- Internal light diffuser evenly distributes light
- Housing w/ Gasket - Matches cabinet and color
- Standard knock out for 1/2" cable connector
- Wired internally - Front access serviceability
- MGKIT for easy mounting to Robern cabinets

Codes/Standards Applicable

ETL certified (damp locations) to:

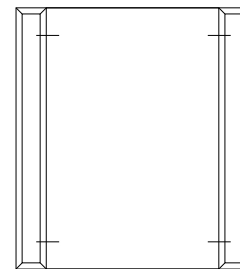
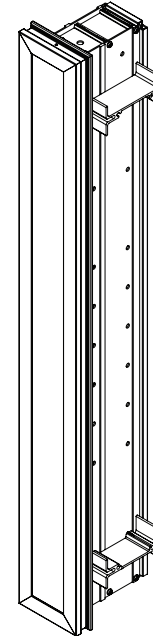
- UL 1598
- CSA C22.2 NO.250.0

Dimensions

Height: 30" (762 mm)
 Width: 3-1/2" (89 mm)
 Depth: 4-11/16" (119 mm) When surface mounted
 15/16" (24 mm) When recessed

Accessories

- Surface-Mount Kit (MSMK__D_P)
- Ganging Kit (MGKIT) - for ganging with cabinets
- Ganging Kit (PMGKIT____) - for ganging with Profiles Mirrors



Typical Ganged Arrangement

Note: This fixture adds 3-1/2" (89 mm) per light to the overall rough-in width.

Model Number Key

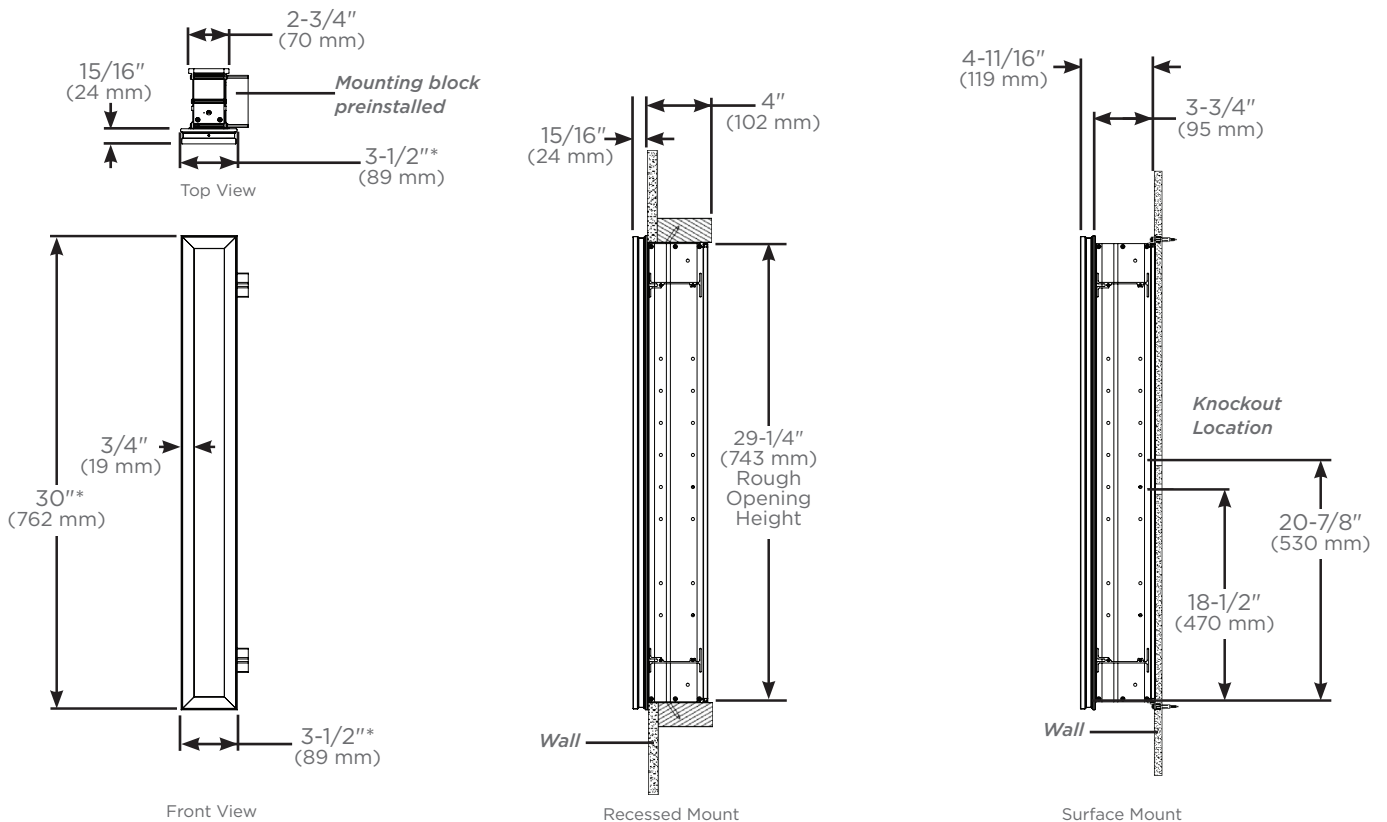
Profiles	Width	Height	Frame Width	Lamp Type	Accent Color	Lens	Finish	Ballast Type	Color
PL	3.5 (3-1/2")	30 (30")	T (3/4")	L (LED)	S (Silver)	C (Clear Lens)	76 (Chrome) 77 (Polished Nickel) 82 (Matte Gold) 83 (Matte Black)	D (Dimmable)	3 = 2,700K 4 = 4,000K V = Variable

Installation

- Fixture adds 5" per light to the overall rough-in width when ganged with Profiles cabinets and/or mirrors
- Rough Opening (**light only**) - 29-1/4" H x 2-3/4" W x 4" D (743 mm H x 70 mm W x 102 mm D)
- Can be recessed or surface-mounted with 4" depth (D4) cabinets (D4 surface-mount kit required) and fully recessed with 6" depth (D6) cabinets
- Ganging kit required if used to mount with multiple cabinets - light comes with ganging hardware on one side

Electrical System

- 120 VAC 60HZ 19W (38W for "V" Model)
- Class 2- Dimming Transformer
- Line voltage dimming with specified dimmer control
- (US) ETL and (Can) ETL Listed for Damp Locations
- Field wire location as shown in drawing
- Two 1/2" conduit (Ø 7/8" actual) electrical knockout locations shown below
- Robern recommends the Maestro® C•L® Dimmers from LUTRON®, Model # MACL-153M.
- "V" Model requires 2 dimmers and **3 wire + ground** cable



*Lens dimensions are 1/8" (3 mm) smaller than light body