

HIALEAH II

BUILDERS' CHOICE



72 ¼ x 42 ¼ x 23 ½ inches



FEATURES ~

- Ergonomic bathing well
- Sculpted armrests
- Pre-leveled wood base
- Slip resistant floor
- Premium cast acrylic surface
- Limited 10-year warranty

* Note: Availability of individual models varies by Regional Servicing Plant.
Please consult your price list and/or A/B model list for availability in your area.

AVAILABLE SYSTEM

WHIRLPOOL

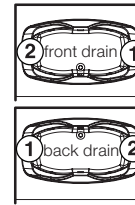
- Pneumatic on/off control
- 8 hydrotherapy jets
 - High-flow directional jets
 - Low-profile spinning micro-jets
- .75hp whirlpool pump
- Safety suction system



HIALEAH II

72 1/4 x 42 1/4 x 23 1/2 inches

BASE MODEL	PKG. WT. LBS.	JETS	DRAIN	MODEL #	MSLP
<input type="checkbox"/> Soaker	127	0	Center	W6472620	\$1,604
<input type="checkbox"/> Whirlpool	183	8	Center	W6472621	\$2,863



shown with optional tile flange (island standard)

OPTIONS (x = insert desired option code)	ENTER DESIRED OPTION CODE	MSLP
Cast acrylic stock color (COLxx): White (WH)	_____	No charge
Cast acrylic color upgrade (COLxx): Biscuit (BI)	_____	\$35
Color matched skirt (72ACSK)	_____	\$895
Pump / blower location (PLxx): Standard Location (L1) Location 2 (L2)	_____	No charge
Integral tile flange (IFxx): Back Tile (BT) Front Tile (FT)	_____	\$67
Bolt-on grab bar (1) (BOGBxxx): Chrome (SS1) White (WH1) Biscuit (BI1)	_____	\$105
Bolt-on grab bar (1) (BOGBxxx): Polished Brass (BR1) Brushed Nickel (SN1) Oil Rubbed Bronze (OB1)	_____	\$129
Magnetic pillow (MPxxxxx): White (WHPIL) Black (BKPIL)	_____	\$105
Cable drive waste & overflow: Chrome (CDCHCD)	_____	\$345
Cable drive waste & overflow, color-matched (CDxxxx): Biscuit (BICD) White (WHCD)	_____	\$390
Cable drive waste & overflow (CDxxxx): Oil Rubbed Bronze (OBCD) Polished Brass (BRCD) Brushed Nickel (SNCD)	_____	\$440
Inline heater - 1.5kW, factory installed (whirlpool only) (HTH1)	_____	\$400
Wood shipping crate (PKCR)	_____	\$460
Rush order program* (DELQK)	_____	\$325
Residential delivery with lift gate* (DELLG)	_____	\$454

*For program terms and conditions, see page iii.

BASE PRICE (insert MSLP of base model selected in upper table)	+ \$	_____
OPTIONS SUB TOTAL	\$	_____
ORDER TOTAL	= \$	_____

Customer Name: _____ Date: _____

Additional Information:



AQUATIC
The bath people

BUILDERS' CHOICE

PRODUCT FEATURES

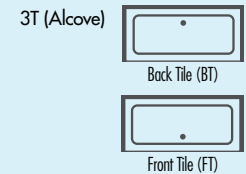
- Sculpted armrests

For series features see section page.

ILLUSTRATION KEY

○ = Blower or Pump Location

TILE FLANGE CONFIGURATIONS



ORDERING KEY

In the part number, "xx" means an option code must be inserted.

Cast Acrylic stock color (COLxx): ← part number

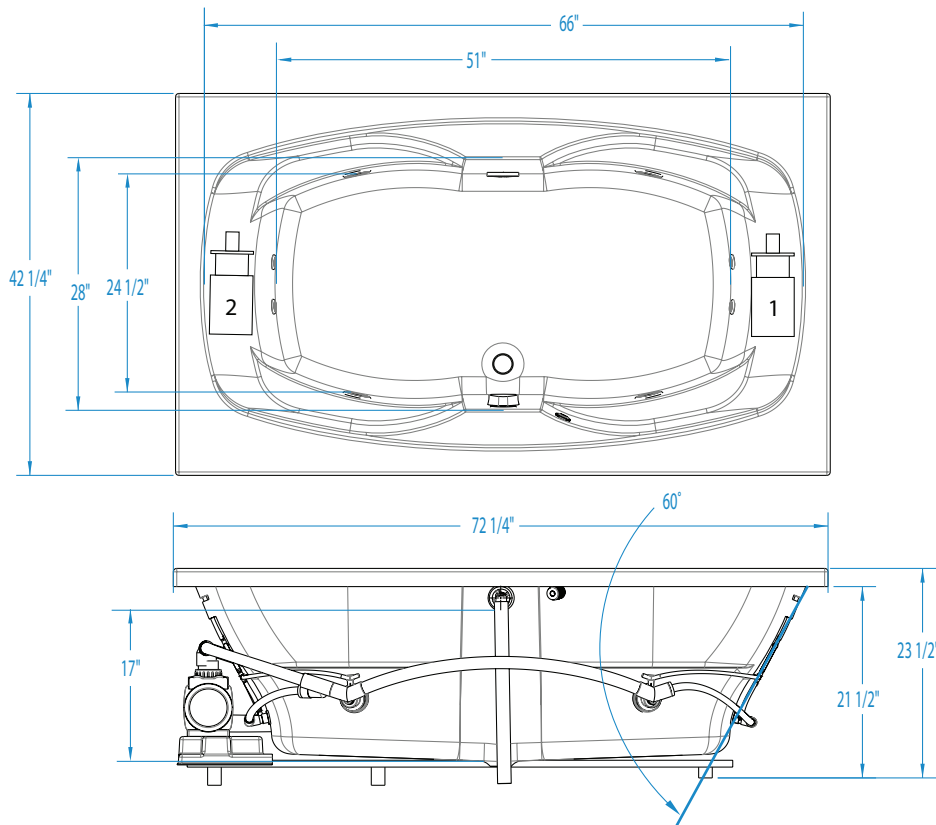
option code → White (WH)

Example: COLxx + WH = COLWH
Cast Acrylic stock color in White

Manufacturer reserves the right to discontinue models, colors, options and trim finishes without notice.

HIALEAH II

72 1/4 x 42 1/4 x 23 1/2 inches



FEATURES

Dimensional Tolerance $\pm 3/8"$. Dimensions needed for site preparation should be measured from the unit. Aquatic assumes no responsibility for preparatory work.

Type and Model #	Material	Jets	Pump	Heater	Controls	Drain	Pkg. Wt. lbs
Soaker #W6472620	Cast Acrylic	0	-	-	-	Center Front	127
Whirlpool #W6472621	Cast Acrylic	8	63 GPM	1.5kW inline (optional)	Pneumatic	Center Front	183

DIMENSIONS inches

Width Overall / Net	Depth Overall / Net	Height Overall / Net	Skirt Height
72 1/4	42 1/4	23 1/2	-

SUMP DATA inches

Capacity to Overflow gal	Min. Operat- ing Capacity gal	WIDTH @ centerline		DEPTH @ centerline	
		Top	Bottom	Top	Bottom
72	47	66	51	28	24 1/2

PLUMBING DIMENSIONS inches

A	B	Drain to Overflow	Drain Diameter / Clearance
5 3/4	10 3/4	17	2 / 1 1/4

ELECTRICAL DATA

Component	Specification	Requirement
Pump	5 AMP; 120 V	15 AMP; 120V, separate circuit; Class A GFCI
Optional Heater (whirlpool model)	1.5KW; 12 AMP; 120 V	15 AMP; 120V, separate circuit; Class A GFCI

NOTES:

1) Where applicable, utilize cut-out templates packed with unit for deck cutouts.

2) 16 x 16 minimum access required at pump/blower location(s).