

CITTI 17

60" x 32" x 17"

Citti® is derived from sanskrit for "free spirit." At the same time, the name evokes today's great cities: these are the perfect baths for urban living.



PRODUCT NO.

MODEL	TMU	TUB
Left	BC7DRA0LT-XX	BC7DRA0LN-XX
Right	BC7DRA0RT-XX	BC7DRA0RN-XX

THERMOMASSEUR (TMU) Hydro-thermo massage • Air jet system	\$
Jets	42
1 heated backrest	Included
Mia® Control	Included
BU-Touch Control Application BUTOUCH	\$
Geysair®	Included
AromaCloud® BAROMAC	\$
Illuzio Chromatherapy BCHRO6	\$

TUB Soaker	\$
AromaCloud® BAROMAC	\$
Illuzio Chromatherapy BCHRO6	\$
WarmTouchShell® BWTS	\$
DOT control	Included with therapy

FEATURES

Installation type	Alcove (3 walls)		
Integrated skirt & tile flange (specify right or left)	Installed & Included		
No. of bathers	↓	Imp. gallons	37
US gallons	45		

INTEGRATED WASTE & OVERFLOW **BOVERINI-XX**

White 01 , Biscuit 02 , Chrome 07 , Brushed Nickel 09 , Polished Nickel 10	Installed & Included
--	----------------------

STANDARD COLOR

 	Included
White 01 Biscuit 02	

OPTIONS (UPCHARGE APPLICABLE)

FINISH

UltraVelour Matte Finish (White only) BVEL	\$
---	----

INTEGRATED WASTE & OVERFLOW **BOVERINI-XX**

Matte Black 19 , Satin Brass 18	\$
---	----

WASTE & OVERFLOW 16" x 35" **BOVER16-XX**


Chrome 07	\$
White 01 , Biscuit 02	\$
Brushed Nickel 09 , Polished Nickel 10 , Oil-rubbed Bronze 11	\$

CONTROL (TMU only)


MiaPlus** BMIAP2-XX	\$
----------------------------	----

IF REQUIRED BY CONSTRUCTION CODE

16" x 35" Cable driven brass waste & overflow kit BOVERBR-XX	\$
---	----

 Turbine must be remotely installed. With the AromaCloud® and/or Control on the deck, a complete shower door cannot be installed. Faucets must be wall-mounted. Don't forget to specify the **finish of the integrated waste & overflow**.
* The MiaPlus® Control is included when purchasing Chromatherapy on a TMU.

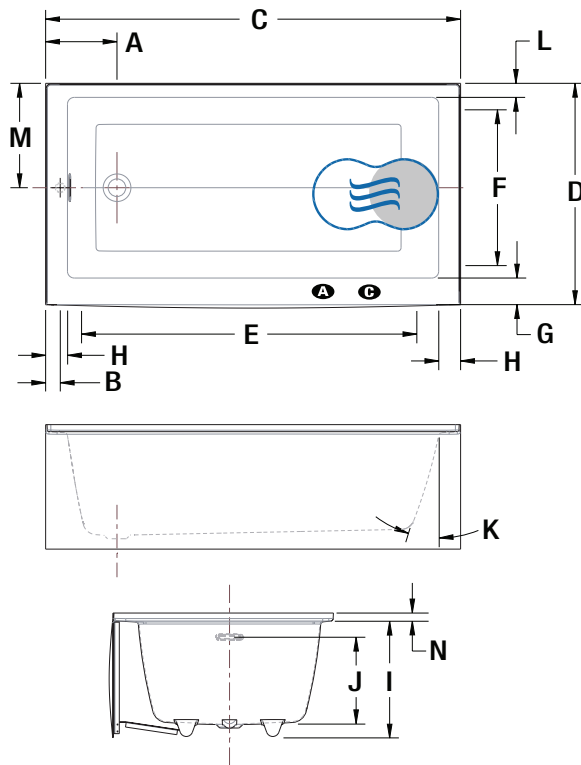
TOTAL PRICE \$



CITTI 17



INSTALLATION



LETTER	DESCRIPTION	MEASURE
A	Outside edge to center drain (Integrated waste & overflow)	10 3/8"
B	Outside edge to center of drain hole Waste & overflow 16" x 35" only	2 5/16"
C	Total length	60"
D	Total width	32"
E	Bathing well length	48 1/2"
F	Bathing well width	22 1/2"
G	Deck width (Skirt side)	3 7/8"
H	Deck width (Backrest and drain sides)	3 3/16"
I	Height from bottom of bath to top deck	17"
J	Height from drain to center of overflow	12 1/2"
K	Slope of backrest	17°
L	Deck width wall side	2"
M	Outside edge to center drain	15 1/8"
N	Tile flange height	1"

- A** AromaCloud® position
- B** Control position when factory-installed (Mia® or DOT)
- Indicates heated backrest (TMU)
- ☞ Indicates WarmTouchShell® position (TUB)

TECHNICAL SPECIFICATIONS

Hot water supply required	Should be 70% of water capacity of TUB or greater.
Turbine	Access to the pump must be at least 18" x 22". Standard connection is 20 A, 120 V, 60 hz , dedicated line with a Ground-Fault Circuit Interrupter (GFCI). For any additional option, a second line is needed 15 A, 120 V, 60 hz , dedicated line with a GFCI. Air vent necessary: 2" x 4" minimum.
Others	- The GEYSAIR must always be accessible and connected to the hot water supply (provide access). - The turbine must be remotely installed. - Citti bathtubs include an integrated tile flange, specify right or left.

Our products must be installed by certified professionals only and according to our Owner's Manual as well as federal, provincial/state and local building codes and regulations (www.bainultra.com/documentation/documentation).

Approx. shipping weight	125 lbs
Turbine power	550 W
Air heater	600 W

WARRANTY	
Controls-LED-Geysair*	5 years
Bath & turbine*	20 years

*Some restrictions apply | www.bainultra.com/warranty



The specifications shown indicate the outer edge dimension and the inside bathing capacity dimension measured at air jets' height. The manufacturer accepts a 1/4" [0.64 cm] variance. There are variations on each product and specifications are subject to change as we improve upon our product as required. The dimensions needed for site preparation and structure building will differ. BainUltra® assumes no responsibility for preparatory work done prior to the product being on site.