

TOTO®

CST794EF

Eco Nexus® Close Coupled Toilet, 1.28GPF

FEATURES

- E-Max® flushing system, low consumption (1.28GPF/4.8LPF)
- Elongated skirted design
- Universal Height
- Decorative two-piece design with high-profile tank
- Chrome trip lever
- 12" Rough-in

MODELS

- CST794EF

COMPONENTS

- CT794EF
Elongated bowl
- ST794E
Tank and cover only
- ST794ER#01
Tank and cover only, right-hand trip lever
- SS204 SoftClose® seat (sold separately)
- SS114 SoftClose® seat (sold separately)
- SS304 SoftClose® maple seat (sold separately)

COLORS/FINISHES

- Standard
 - #01 Cotton
 - #03 Bone
 - #11 Colonial White
 - #12 Sedona Beige
 - #51 Ebony

PRODUCT SPECIFICATION

The two-piece low consumption E-Max flushing system toilet shall be 1.28GPF/4.8LPF. Toilet shall have high-profile tank, elongated front bowl and chrome trip lever. Toilet shall be TOTO Model CST794EF_____.



E-MAX™
FLUSHING SYSTEM BY TOTO®

CODES/STANDARDS

- Meets and exceeds ASME A112.19.2/CSA B45.1
- Certifications: IAPMO(cUPC), EPA Watersense, State of Massachusetts, City of Los Angeles, and others
- Code compliance: UPC, IPC, NSPC, NPC Canada, and others
- Legislative Compliance: California AB715, California Green Building Code, City of Los Angeles Water Efficiency Ordinance
- ADA compliant (when installed with trip lever located on the approach side)



CST794EF

Eco Nexus® Close Coupled Toilet, 1.28GPF

SPECIFICATIONS

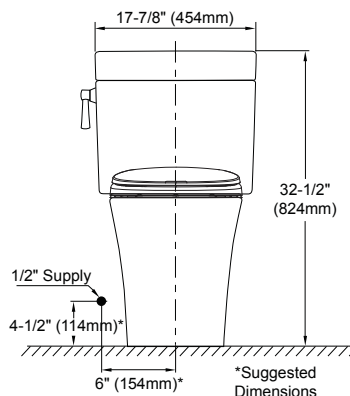
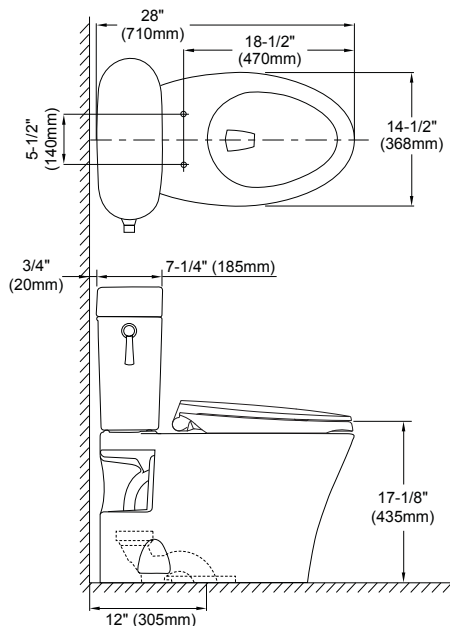
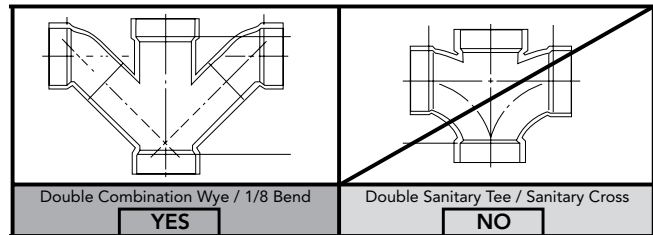
- Water Use 1.28 GPF/4.8LPF
- Flush System E-Max®
- Min. Water Pressure 8 psi (static)
- Water Surface 10-1/4" x 8-1/4"
- Trap Diameter 2-1/16"
- Rough-in 12"
- Trap Seal 2-1/4"
- Warranty One Year Limited Warranty
- Material Vitreous china
- Shipping Weight CT794EF - 62lbs
ST794E - 36.5lbs
- Shipping Dimensions CT794EF
29-3/4" L x 16-1/2" W
x 24-3/4" H

ST794E
20-3/8" L x 8-3/8" W
x 19-5/8" H

INSTALLATION NOTES

Back-to-Back Toilet Installations:

TOTO recommends the use of a nationally listed, double sanitary tee-wye only, in vertical waste stacks, in accordance with the stipulations noted in the majority of nationally recognized plumbing codes.



TOTO

These dimensions and specifications are subject to change without notice