

## SPECIFICATIONS

### 4" 250C SHOWERHEAD

**Model**

D460027

**Description**

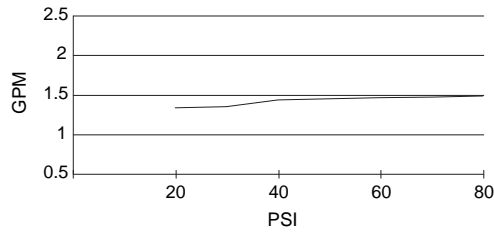
- Pressure Manifold™ & Air Injection Technology
- Brass ball joint with polymer shell
- Optimizes water intensity even at low pressures
- With 40 easy clean jets
- Maximum flow rate 1.5 gpm @ 20 - 80 psi

**Standards**



- UPC/cUPC
- Energy policy act of 1992

**Flow Rate**

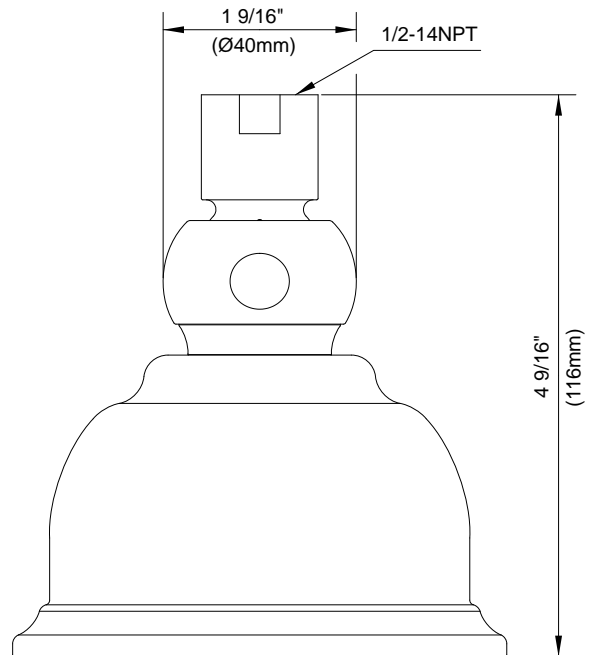
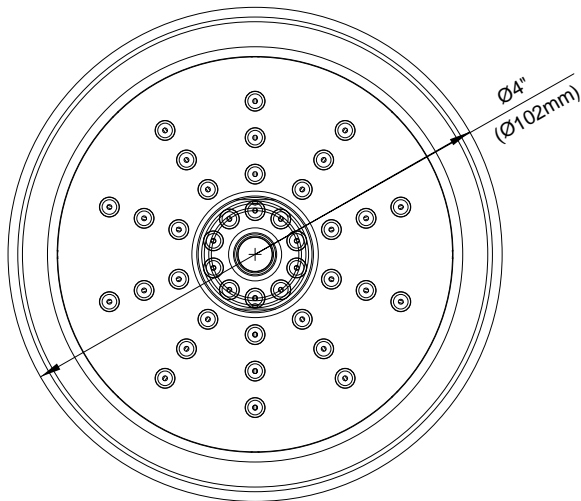


**Warranty**

Danze products are covered by a manufacturer's limited "lifetime" warranty for manufacturing defects.

**Finishes Available**

- Chrome
- Other: Refer to Price List for additional finish



**Submittal Information:**

Job Name: \_\_\_\_\_

Location: \_\_\_\_\_

Contractor: \_\_\_\_\_

Contact #: \_\_\_\_\_